



DELTRIAN

WE INNOVATE FOR YOUR FUTURE

FILTRATION

SOLUTIONS AND PRODUCTS 2017 | 2018





DELTRIAN


WE INNOVATE FOR YOUR FUTURE



DELTRIAN
WE INNOVATE FOR YOUR FUTURE

A Modern Company...

For nearly 50 years, Deltrian has specialized in the production of filters and the development of filtration solutions. Thanks to its experience, the company is a modern-day expert in the control of air quality.



OUR
MOTIVATION...
TO ENSURE
THAT YOU'RE
BREATHING
THE PUREST
AIR POSSIBLE.





Table of contents

■ Background information.....	7
■ Primary filters G2-G4.....	29
■ Fine filters M5-F9.....	47
■ Absolute filters E10-U15.....	69
■ Odor filtration.....	89
■ Filter housings and mounting systems.....	105
■ GTS filters.....	111

DELTRIAN

About us

Dear clients, dear partners, Deltrian is celebrating its **half-century** of existence this year...

Deltrian's story began almost 50 years ago. From the very beginning, the company, founded by Klaus Alexius, specialized in the filtration and ventilation sector, with a robust commercial activity. The industry was rewarding, and the Charleroi-based institution developed an expertise in strategic research and development in its quest for more advanced technological solutions.

The company's activities saw a turn just after the second generation took over in 1996. It decided to enter in the development and production of its own line of filters.

INTERNATIONAL EXPANSION

Deltrian expanded on an international scale with great success. Activity in France started in 2001, where their business dealings established trust and a close relationship with their clients. In 2008, they developed their production facility in Slovakia, in the heart of Europe. They then opened the company up to additional markets in the East, notably Russia.

"Deltrian is a fighter that gives itself the means to step into the ring with the heavyweights."

Since 2012, Deltrian is opening up more and more to the world and is succeeding with great success in Holland, where the exceptional growth is a symbol of the recognition we receive from our clients in a challenging market.

Markedly, Deltrian is pursuing adventure in Italy, by opening a subsidiary in Milan.

After Holland and Italy, Deltrian opened its doors in Germany, the birth country of the company's founder. Finally, it decided to broaden its horizons by establishing sites in China and Morocco.

WE INNOVATE FOR YOUR FUTURE

The satisfaction of our clients has always been at the center of our operations. Our team stands out thanks to the flexible solutions we provide, which correctly address the unique needs of our customers. In 2015, we consolidated our expertise and our capabilities to further respond to the needs of our clients by investing in a new factory and production equipment.

Deltrian has always been committed to the research and development of low energy consuming solutions. By supplying solutions aimed at cleaning the air, we help our client protect the environment even further. Day after day, we assist them in choosing low-energy air filters to reduce their consumption and ensure the future of their operations and that of the planet.



Jürgen Alexius
CEO



Bernard Medros
COO



BACKGROUND INFORMATION



OUR PRODUCTION SITES

Multiple sites to satisfy your needs




Our factories are spread out throughout all of Europe: Belgium, Slovakia, Italy and Turkey. This significant geographical coverage enables us to supply products and services that are adapted to local requirements.

All our sites are ISO9001 and ISO14001 certified. Furthermore, they meet stringent requirements related to **environmental management** (LED lighting, photovoltaic panels, etc.).


In 2015, we notably upgraded our factory in Slovakia with state-of-the-art equipment to guarantee top-quality products and a greater production capacity. The robust training that we offer our workers is one of our strengths. Moreover, our products undergo rigorous quality checks.

This ensures a production of only the highest calibre, for the benefit of your health, productivity, and well-being.



OUR LOGISTIC SITES

Our location at the heart of Europe gives us the opportunity to satisfy the needs of our customers



The goal of the logistics department is to ensure the availability of our products. We take great care to transport everything to our clients in the most efficient and sustainable manner.


With a customer portfolio of nearly 10,000 companies, it is a complicated process necessitating discipline and seamless planning.

Logistics is an essential component of each stage in the supply chain: from the unloading of raw materials at our factories; to the final product delivery to our customers' facilities. This requires a significant level of flexibility and tremendous organization in a constantly shifting environment.



HVAC

Deltrian solutions to the "HVAC" applications



More and more people are concerned about quality of life. Quality of life means also health conditions. The air quality becomes more and more an issue, as it is much easier to measure different parameters online.

A big part of our life we spend in houses, offices and other buildings. The indoor air quality is based on the refreshment through the incoming air and the recycling of the indoor air.

The excellence can only be given by using the right filter. DELTRIAN has the whole range of filters following the EN779:2012 annexe A standard.

DELTRIAN is an ISO 14001 certified company and as such is very concerned about environmental improvements. A big issue remains energy consumption. We developed filters which give an average low pressure drop during their entire life time.

This has an effect on one hand on the lifetime of the filter and gives on the other hand considerable energy savings. Our EU-ROVENT certified filters give our customers a guarantee on pressure drop levels and filtration quality.

Our HVAC filters including: domestic filters, filter media, fan coil filters, panel filters, bag filters, compact filters, mini pleat filters and activated carbon filters.



BIOPHARMA

Deltrian solutions to « BIO-PHARMA » applications



The production process of pharmaceutical, biopharmaceutical and medical products is defined by a whole range of guidelines from the World Health Organization (WHO) and relates to the Good Manufacturing Practices (GMPs).

The GMPs involve a permanent control over the contamination of products during the production and conditioning/ packaging process.

As such, Deltrian recommends filters products through which you can fight efficiently against external contaminants. These products give users the guarantee of a cleaned air within the production spaces and hence a perfect match with the qualitative aspect related to their sector.


G




GK



FZMP




RPV



THE-VF GALVA




THE-VF PLASTIC



THE-LA



CD-LA



THE-MP



DCG



CDR

AUTOMOTIVE

Deltrian solutions for the surface treatment process



Surface treatment in the automotive industry requires an environment free of aerosols larger than 10 microns. Our guarantee: the absence of aerosols greater than 5 microns combined with a reduction in operating costs!

In fact, this saving, as well as the improvement in the overall quality, are the unavoidable priorities of today. Thanks to its partnerships with car manufacturers, Deltrian has given free rein to the creativity of its experts to develop products that meet the expectations of the sector.

Whether for fresh air or recirculation installations, Deltrian will satisfy your requirements by offering products that reduce your filtration budget while improving your competitiveness!


OUR SECRET: provide products with low line losses, increased service life, high retention capabilities combined with competitive prices. These various factors will allow you to ensure significant benefits!

We invite you to contact our "TFM®" sales or technical department (to define the ideal configuration for your installations to reduce your current budget while improving air quality in your installations).

PPL/S-PFL



PTL




DROP SAFE




RPV XL




RPV




POLY600



DGPS



HE-MP HT



MOLECULAR FILTRATION

Deltrian solutions for healthier air




We live in a world of constant industrialization that has seen air pollution grow with human activity and the world's population.

There are two types of pollutants in the air: particulate and molecular. They are brought into our bodies with every breath we take. Most of the particles remain trapped in our lung tissues, unlike the molecules that pass through our lungs and through our blood, which eventually distribute them to our entire body.


We are all victims of air pollution, which has an adverse impact on our health, depending on our level of exposure (which will depend on our environment, habits and professional activity). Children, the elderly and people already suffering from respiratory and cardiac diseases are more vulnerable to these pollutions.

To help you fight air pollution effectively, we can select the adsorbent (s) for each pollutant or mixture of pollutants that will eliminate them in the most targeted and efficient manner. Deltrian also has a broad range of molecular filters that can accommodate these adsorbents in various forms (powders, aggregates or pellets), which allows us to offer you the most suitable solution for each of your applications.

RPV CA



G-CA




DELTRISORB



DELTRISORB VN



DELTRICARB FZ



CLEANROOM

Deltrian solutions to « CLEANROOM » applications



A cleanroom is a room or a series of rooms where the concentration of particles is controlled in order to minimize the introduction, generation and retention of particles inside the room. The aim is generally specifically industrial or for research.

Parameters such as temperature, humidity and relative pressure are also kept on a specific level. Cleanrooms are used in fields subject to environmental contaminations:


- Biotechnologies
- Food processing industry
- Spacecraft manufacturing
- Optics
- Micromechanics
- Operating rooms
- Bacteriological rooms

In these fields, objects and substances used vary from the micrometer to the nanometer. The air coming into the cleanroom can be filtered according to the several sizes of unwanted elements: dust that can be 30 times less big than a human cell. In order to limit the early filters clogging, the air entering the cleanroom from the bottom is filtered through an ATU (Air Treatment Unit) and then sent out into the room from above. This technique lets air the global volume in the room up to 60 times per hour.

Two types of rooms can be distinguished:

- Rooms with a pressure higher than the atmospheric pressure in order to avoid pollutants coming into the room.
- Rooms with a pressure lower than the atmospheric pressure in order to avoid pollutants going out. In this case, the extracted fouled air goes through an absolute filter before it is lifted to outside.

As such, Deltrian has a team of experts at its disposal but also a whole range of absolute filters and housings which allow you to adapt your cleanrooms to the standards linked to your business field.



FOOD PROCESSING

Deltrian solutions to « FOOD PROCESSING » applications



The food processing industry is subject to drastic controls in order to ensure consumers the best quality of the produced and marketed foodstuffs.

It's up to the people working in this sector to identify the aspects of their company that can have any impact on food safety. They are also in charge of implementing appropriate measures.


As such, Deltrian requires a range of filters that can reply to the needs of the food processing industry (efficient against microbiological contamination, corrosion-resistant, and so one)

and can guarantee users a cleaned air during the production, packaging and storage stages.

A "food processing certificate" can be obtained on request for some filtration elements located close to the process.

SECURE™

FZ SECURE




FCM INOX




SECURE™

KS



SECURE™

RPV




SECURE™

THE-VF PLASTIC




GTS

Deltrian solutions to « GTS » applications




The most important role of a gas turbine is to produce electricity. Such installations need neither much infrastructure nor much civil engineering.



Over a few months, a station can be installed close to the location where the energy will be used. That is why such gas turbine engines can be located in desert, offshore or else in arctic regions. Yet those very diverse environments have an important drawback: the pollutants contained in outside air can eventually cause erosion or clogging of the internal parts of the engines.

As such, Deltrian requires a whole range of filters that can efficiently collect the airborne atmospheric contaminants and ensure users a profit-making and sustainable working of their equipments.

FZ GALVA



G




DROP SAFE




RPV GT



PHL/PPL



RPV HEPA XXL



F9



H10



H12



CERTIFICATIONS

Our commitment towards quality...



Our company has been audited and certified according to ISO 9001: 2008 requirements for the following activities:

Selling normal, high and very high efficiency air filters and air filtration systems for the service, industrial and super-cleanliness sectors.

Global management and air cleanliness control, called TFM® (Total Filtration Management).

Global management for cleaning industrial installations, called TCM® (Total Cleaning Management). Improving air filtration installations, assembly included.



Our company has been audited and certified according to ISO 14001: 2004 requirements for the following activities:

Selling normal, high and very high efficiency air filters and air filtration systems for the service, industrial and super-cleanliness sectors.



Services activity - TFM®

It's been certified that our company set up and keeps up to date a safety management system complying with the LSC* requirements for:

Assembly, replacement and maintenance of every filtration system for the industry (The TFM department at Deltrian can intervene outside).



AUTOMOBILE AWARDS

Our experience in the automotive industry...



On 12th May 2006 our company officially won the FORD MOTORS Q1 Award. This Award praises the quality of the products and services offered by a supplier to the industrial giant.

For our company, such a reward is the result of a long joint effort with FORD, an unremitting team work and a permanent research for the most suitable solutions to technological breakthroughs within the automotive industry.

In fact, Deltrian has committed itself for years to air quality management in the paint booths. Thanks to its experience and its activity, our company has helped FORD so that every vehicle leaving the manufacturer's production lines features the qualitative criteria that are part of the brand.

Deltrian has thus become one of the seldom societies in Europe to have been rewarded with this certification.



FOOD CERTIFICATES

Food's health security



EC 1935: 2004 Food contact suitability.

The regulation 1935/2004 established the inert principle of inertia (article 3):

materials and articles, including active and intelligent materials and articles, shall be manufactured in compliance with good manufacturing practice so that, under normal or foreseeable conditions of use, they do not transfer their constituents to food in quantities which could:

- Endanger human health
- Bring about an unacceptable change in the composition of the food or bring about a deterioration in the organoleptic characteristics thereof

Deltrian offers a wide range of filters certified for food processing industry.



EN779 : 2012 - ISO16890

Certified



The air filters used for the general ventilation of buildings are classified according to European EN779 standard.

The latest version of this specification, from 2012, redefines and renames filtration classes.

In EN779: 2012, the committee imposed a minimum efficiency test for the classification of fine filters. Minimum Test Efficiency (MTE) is the lowest of the three values taken from the trial: initial efficiency, effectiveness after discharge, efficiency throughout the load test procedure.

The F5 and F6 classes become M5 and M6 respectively because of their adherence to the average particle group (M = Means). The filters F7, F8, and F9 will be classified according to their average efficiency and their minimum efficiency with particles of 0.4 μm (MTE), namely:

- MTE for class F7: 35%
- MTE for class F8: 55%
- MTE for class F9: 70%

This standard helps solve the problem of synthetic media, where efficiency is improved by electrostatic charge.

Deltrian is ready for ISO16890

The air filtration sector is undergoing a complete revolution. For the first time, a standard recognizes the importance of air filters for improving air quality. ISO 16890 is closer to reality in determining the effectiveness of a filter; it uses the same particle sizes (PM1, PM2.5 and PM10) as those used to measure air pollution.

The new ISO16890 standard covers testing and classification of air filters used in general ventilation systems.

Deltrian is ready to assist you in this transition. Our company has installed two test benches adapted to these new testing procedures.

The efficiencies are calculated as follows:

ePM1: particle size 0.3 < 1 micron

ePM2,5: taille de particule 0.3 < 2.5 microns

ePM10: particle size 0.3 < 10 microns

Coarse Filtration: If the air filter captures less than 50% of the ePM10 particles.



ISO16890

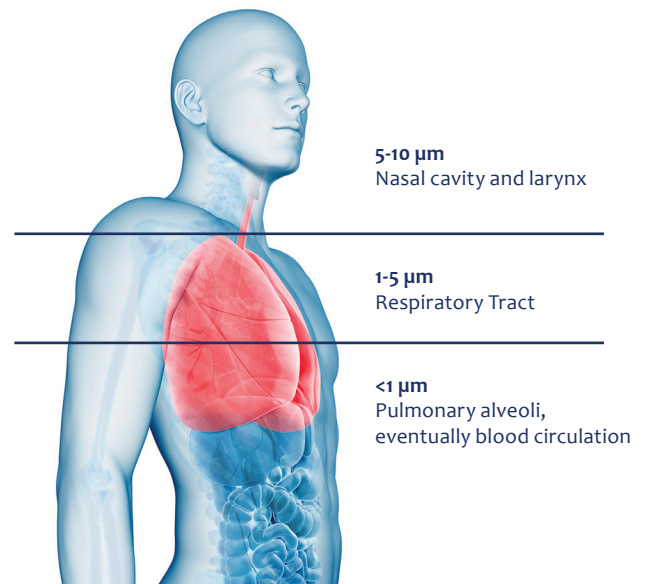
A standard that tells you more about particles that are harmful to your health



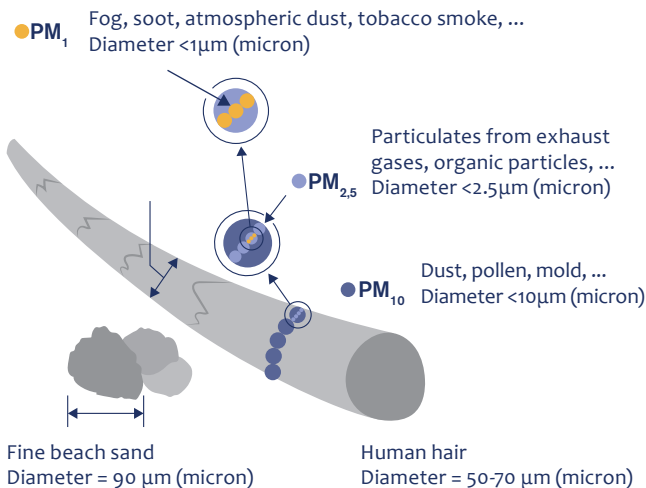
Airborne particles can be in solid or liquid form. Essentially, fine particles are dust. In the case of air pollution, this dust is often produced by an unfinished combustion, which generate what we call 'unburnt elements'.

The particles can be of natural origins, like from volcanic eruptions, or "human", such as from heating, road traffic, industrial processes, etc. These fine particles penetrate deep into the lungs and can cause inflammation and **health problems in people with heart and lung disease**. Also, they can carry carcinogenic compounds absorbed on their surface into the lungs.

"Currently, particulate matter and ozone pose a severe health risk in many cities in both developed and developing countries.



SIZE OF PM_x RELATIVE TO HUMAN HAIR:



A quantitative relationship can be established between the level of pollution and certain health conditions (increased mortality or morbidity). This provides valuable insights into the health gains that can be expected if air pollution is reduced." *Air quality guidelines For Europe. Copenhagen, Regional Office of the World Health Organization for Europe, 1987 (WHO Regional Publications, European Series, No. 23)*

In the pages that follow, you will find several test results of our filters according to the new ISO16890 standard, which demonstrates that Deltrian is ready to accompany you in the search for the filter best suited to protect your health.

DELTRIAN IS READY

Our filters successfully pass the new test



ISO16890-1:2016
Air Filter Test Results
DELTRIAN INTERNATIONAL
SG85-6/635/10

ISO ePM₁ 55%



TEST REPORT No. VTT-S-00403-17

Appendix 1 1 (3)

ISO 16890-1:2016 Air Filter Test Results

GENERAL					
Test no.:	173552	Device receiving date:	2.1.2017		
Test requested by:	Deltrian International S.A.	Date of test:	13.17.1.2017		
Device delivered by:	Deltrian International S.A.	Operator:	AK	Supervisor:	JT
DEVICE TESTED					
Model	SG85-6/635/10		Manufacturer	Deltrian International S.A.	
Type of medium	Net effective filtering area	Filter dimensions (width × height × depth)			
Glass fiber	7.4 m ²	591 mm × 592 mm × 639 mm			
Construction	10 pockets				
TEST DATA					
Test air flow rate	Test air temperature	Test air relative humidity	Test aerosol	Loading dust	
0.944 m ³ /s	22 - 24 °C	35 - 45 %	DEHS and KCl	ISO 12103 A2 Fine	
CONDITIONING ROOM					
Time of conditioning	Room temperature	Room relative humidity	Barometric pressure	Evaporated IPA amount	
24 h	21 - 21 °C	24 - 24 %	102.1 - 103.3 kPa	40.6 g	
RESULTS					
Initial pressure drop	Initial gravimetric arrestance	ePM _{1,0.5}	ePM _{2.5,0.5}	ePM _{10,0.5}	ISO rating
78 Pa	97 %	55 %	67 %	67 %	ISO ePM ₁ 55 %
Final test pressure drop	Test dust capacity	ePM ₁	ePM _{2.5}	ePM ₁₀	
300 Pa	1036 g	56 %	67 %	89 %	
Remarks:					

ISO16890-1:2016
Air Filter Test Results
DELTRIAN INTERNATIONAL
GK85-6/635/08

ISO ePM₁ 65%



TEST REPORT No. VTT-S-00404-17

Appendix 1 1 (3)

ISO 16890-1:2016 Air Filter Test Results

GENERAL					
Test no.:	173553	Device receiving date:	2.1.2017		
Test requested by:	Deltrian International S.A.	Date of test:	13.19.1.2017		
Device delivered by:	Deltrian International S.A.	Operator:	AK	Supervisor:	JT
DEVICE TESTED					
Model	GK85-6/635/08		Manufacturer	Deltrian International S.A.	
Type of medium	Net effective filtering area	Filter dimensions (width × height × depth)			
Glass fiber	6.3 m ²	591 mm × 593 mm × 661 mm			
Construction	8 pockets				
TEST DATA					
Test air flow rate	Test air temperature	Test air relative humidity	Test aerosol	Loading dust	
0.944 m ³ /s	21 - 24 °C	35 - 50 %	DEHS and KCl	ISO 12103 A2 Fine	
CONDITIONING ROOM					
Time of conditioning	Room temperature	Room relative humidity	Barometric pressure	Evaporated IPA amount	
24 h	21 - 21 °C	24 - 27 %	103 kPa	59 g	
RESULTS					
Initial pressure drop	Initial gravimetric arrestance	ePM _{1,0.5}	ePM _{2.5,0.5}	ePM _{10,0.5}	ISO rating
111 Pa	98 %	65 %	75 %	75 %	ISO ePM ₁ 65 %
Final test pressure drop	Test dust capacity	ePM ₁	ePM _{2.5}	ePM ₁₀	
300 Pa	1743 g	66 %	75 %	92 %	
Remarks:					



EUROVENT

There's no mistaking the brands...



5 GOOD REASONS TO OPT FOR FINE AIR FILTERS CERTIFIED BY EUROVENT:

1 NO CERTIFICATION WITHOUT A CHECK
Eurovent Certification proposes a European certification program in which filters are regularly checked by independent testing labs according to European and International standards.

2 INTERNATIONAL RECOGNITION
Eurovent Certification programs are an international warranty for the reliability and accuracy of performance data from manufacturers' products.

3 WEBSITE
Hunting for the appropriate filter for your equipment will set you against several selection criteria. In order to choose the filter you need and which matches the standards you must comply with, you can rely on the reliability offered by the Eurovent Certification website www.eurovent-certification.com. There, you can select the products depending on their certified performance features.

4 EXCELLENT VALUE FOR MONEY
You exactly get what you paid for. Through reliable and accurate data, you can choose the sought-after product with complete confidence.

5 FAIR COMPETITION
Using the same testing standards for each and every manufacturer being part of the Eurovent certification programs, Eurovent Certification guarantees a fair competition between manufacturers and makes the purchaser's choice easier as the reliability of the features announced in the catalogues is ensured.

ENERGY CONSUMPTION

Saving energy consumption...



Over the last couple of years energy prices have skyrocketed. Price of a barrel of oil has doubled and due to further industrialization the demand for energy has grown consequently. Kyoto has thought us to be creative in saving energy as much as possible.

Ventilation has a significant impact on energy consumption in modern buildings. Within the ventilation system, filters cause around 30% of energy consumption. Therefore it is important to control the energy consumption caused by filtration.

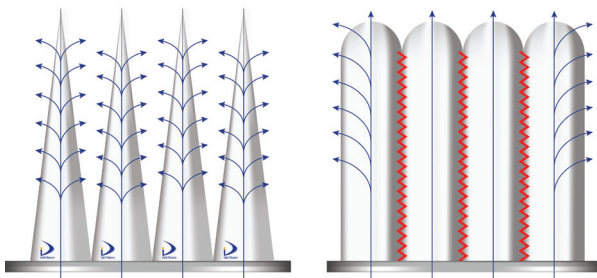
As a rule of thumb one can calculate that **1Pa** pressure drop in a common ventilation system that is running halftime through the year costs **1€** of energy per filter. The formula permits us to calculate the exact impact of pressure drop to the energy cost of your system.

Energy accounts for 70% of the total cost of your air-conditioning system.

1Pa = 1€



$$E = \frac{q \times \Delta P \times t}{\eta \times 1000} = \text{kWh}$$



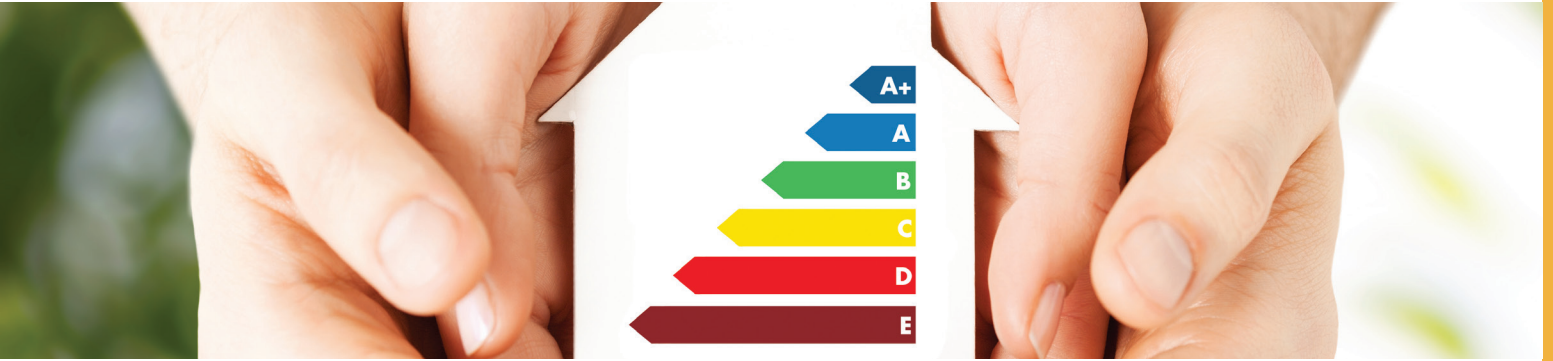
- q = Flow rate | Dp = Average pressure drop (Pa)
- h = Operating time
- η = Fan efficiency

Initial pressure drop is an important specification within air filtration, and can be objectively compared between Eurovent members. www.eurovent-certification.com

Deltrian developed a software package that enables us to calculate and optimize the yearly energy consumption of different filter types, given the specific data of your installation.

ENERGY CONCEPT

Our expertise, a means for your energy...



The energy class of a filter is determined by the formula and table below.

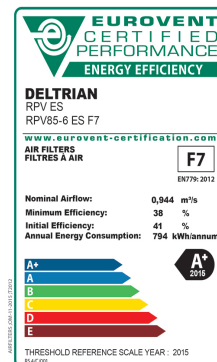
$$E = \frac{q \times dP \times t}{\eta \times 1000} = kWh$$

- t (operating time) = 6000 hours
- q (flow rate) = 0,944m³/s (3400 m³/h)
- η (fan efficiency) = 0,50
- dP = average pressure drop

Filter Class 2015	M5	M6	F7	F8	F9
IPA Initial Efficiency @ 0,4 μm	n.a	n.a	ME > = 35%	ME > = 55%	ME > = 70%
Eurovent Energy Label	Energy @250g Ashrae dust		Energy @ 100g Ashrae dust		
A+	0-450 kWh	0-550 kWh	0-800 kWh	0-1000 kWh	0-1250kWh
A	> 450-600 kWh	> 550-650kWh	> 800-950 kWh	> 1000-1200 kWh	> 1250-1450 kWh
B	> 600-700 kWh	> 650-800 kWh	> 950- 1200 kWh	> 1200-1500 kWh	> 1450-1900 kWh
C	> 700-950 kWh	> 800-1100 kWh	> 1200-1700 kWh	> 1500-2000 kWh	> 1900-2600 kWh
D	> 950-1200 kWh	> 1100-1400 kWh	> 1700-2200 kWh	> 2000-3000 kWh	> 2600-4000 kWh
E	> 1200 kWh	> 1400 kWh	> 2200 kWh	> 3000 kWh	> 4000 kWh

On each Eurovent label, you will find:

- Filter class
- Nominal air flow m³/h
- Initial efficiency %
- Minimum efficiency %
- Annual energy consumption kWh/an
- Energy class



GUIDE COMPARATIF

Des classifications de filtres à air

Minimum Efficiency



DESCRIPTION	PRIMARY FILTERS					FINE FILTERS								
	ISO COARSE					ePM1	ePM2,5	ePM10	ePM1	ePM2,5	ePM10			
ISO 16890						< 20 %	< 40 %	> 50 %	< 40 %	50-60 %	> 60 %	50-70 %	>65%	>80 %
Comparative indicative guide.														
EN 779: 2012	G1	G2	G3	G4			M5			M6			F7	
		Am% versus synthetic dust								Medium eff. versus 0,4 µm particles				
! DPf F5 < F9 = 450 Pa	50 < 65	65 < 80	80 < 90	90 < Am			40 < 60			60 < 80			80 < 90	
EN1822:2011 (DEHS)														
INITIAL eff. MPPS (DEHS) (Most Penetrating Particle Size)	n/a	n/a	n/a	n/a			n/a			n/a			n/a	
EUROVENT 4/5 ! DPf F5 < F9 = 600 Pa	EU1	EU2	EU3	EU4			EU5			EU6			EU7	
ASHRAE MERV Values	1	2-3-4	5-6	7-8			9-10			11-12			13	
ASHRAE 52-76 (Weight arr.)	n/a	G70	G85	G95			n/a			n/a			n/a	
(Réten. Weight) % (Abscheidegrad)	m > 65	65 < 80	85 < 90	> 90			> 97			> 98			> 98	
ASHRAE52-76 (Dust spot)	n/a	n/a	n/a	n/a			n/a			F60			F85	
(Opacim.) % (Wirkungsgrad)	< 20	< 20	< 20	< 20			40 < 60			60 < 80			80 < 90	
NBN X 44 001	n/a	G70	G85	G95			F50			F70			F85	
DIN 24185 E	A	B1	B2	B2			B2			C1			C2	
US. Fed. 209 (0,3 µm DOP) Initial eff.	n/a	n/a	n/a	0 - 5			5 - 15			10 - 25			45 - 60	
INITIAL Eff. versus particle size														
0,12 µm	--	--	--	--			0 - 10			5 - 15			25 - 35	
0,3 µm	--	--	--	0 - 5			5 - 15			10 - 25			45 - 60	
0,4 µm	--	--	--	0 - 7			10 - 20			20 - 35			50 - 70	
0,5 µm	--	--	0 - 5	5 - 15			15 - 30			20 - 40			60 - 75	
1 µm	--	0 - 5	5 - 15	15 - 35			30 - 50			50 - 65			85 - 95	
3 µm	0 - 5	5 - 15	15 - 35	30 - 55			70 - 90			85 - 95			>98	
5 µm	5 - 15	15 - 35	35 - 70	60 - 90			90 - 99			95 - 99			>99	
10 µm	40 - 50	50 - 70	70 - 85	85 - 98			>98			>99			>99	
Decontamination factor on MPPS	1	1	1	1			1			1			2	



FINE FILTERS			HEPA FILTERS					ULPA FILTERS					
ePM1	ePM2,5	ePM10	ePM1	ePM2,5	ePM10								
70-80 %	> 80%	> 90 %	> 80 %	> 90 %	> 95 %								
	F8			F9									
Medium eff. versus 0,4 µm particles													
90 < 95			95 < Em			E10	E11	E12	H13	H14	U15	U16	U17
n/a			n/a			> 85	> 95	> 99,5	> 99,95	> 99,995	> 99,9995	> 99,99995	> 99,999995
EU8			EU9			EU10	EU11	EU12	EU13	EU14	EU15	EU16	EU17
14			15			~ 16	~ 17	~ 18	~ 19	~ 20			
n/a			n/a			n/a	n/a	n/a	n/a	n/a	n/a	n/a	n/a
> 99,5			> 99,5										
F95			n/a			n/a	n/a	n/a	n/a	n/a	n/a	n/a	n/a
90 < 95			> 95										
n/a			F95			U95	U99,5	U99,99					
C3			C3			Q	R	S		ST	T	U	V
65 - 75			75 - 85			> 85	> 95	> 99,5	> 99,99	> 99,999	> 99,9999	> 99,99999	> 99,999999
35 - 45			45 - 60								> 99,9999	> 99,99999	> 99,999999
65 - 75			75 - 85			> 85	> 95	> 99,5	> 99,99	> 99,999			
70 - 80			80 - 90										
80 - 90			90 - 95										
95 - 98			>98										
>99			>99										
>99			>99										
>99			>99										
3			5			7	20	200	2.000	20.000	200.000	2.000.000	20.000.000

TOTAL FILTRATION MANAGEMENT®

Service activity




The TFM® is a contract of services proposed by our company in order to guarantee a turnkey air quality that is in tune with your process. Options are based on a core of minimum services which makes it flexible and ongoing depending on your current and future requirements.

In brief, the TFM® means to build up efficient filters, ongoing services adapted to the needs, clearly defined guarantees over a fitted period and the technical support of a company enriched by a wide range of experiences in your business field.

You will find hereunder a scheme representing the TFM® concept.




PRIMARY FILTERS G2-G4



ROLLS AND CUT PADS

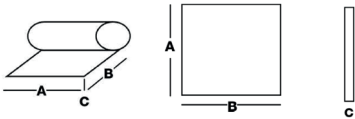
Poly



Barcode	Description	Width A (mm)	Length B (m)	Thickness C (mm) +/- 3	Media area (m ²)	Flow rate (m ³ /h)/ Delta P (Pa)
G2 - ISO COARSE 40% ISO 16890						
2700157	POLY100	2000	20	6	40	5400 / 20
G3 - ISO COARSE 50% ISO 16890						
2700441	POLY150	2000	20	15	40	5400 / 22
2700031	POLY80 M1	2000	40	10	80	5400 / 19
2700614	POLY200	2000	20	20	40	5400 / 27
G4 - ISO COARSE 60% ISO 16890						
2700234	POLY290	2000	20	20	40	5400 / 35
2700265	POLY350	2000	20	20	40	5400 / 40
2700278	POLY500	2000	20	22	40	5400 / 76



Tip The organic media structure allows a more important dust retention capacity.



APPLICATIONS

Primary filtration for air treatment in ventilation and air conditioning.

ADVANTAGES

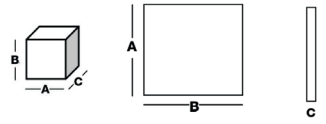

- Deltrian cutting service
- Low pressure drop
- Mechanical resistance
- Progressive density
- High retention power

GENERAL FEATURES

- Efficiency EN779: G2-G4
- Media: Synthetic
- Final pressure drop: 250 Pa
- Maximum T° in continous service: 110°C
- Humidity: 100% RH

ROLLS AND CUT PADS

Andreae



Width A (mm)	Length B (m)	Media area (m ²)	Flow rate (m ³ /h)/ Delta P (Pa)	Flow rate (m ³ /h)/ Delta P (Pa)	Dust holding capacity (kg/m ²)
STD					
750	13400	10	1800 / 20	3600 / 40	18
900	9300	8,35	1800 / 20	3600 / 40	18
900	11100	10	1800 / 20	3600 / 40	18
1000	10000	10	1800 / 20	3600 / 40	18
750	10700	8	1800 / 21	3600 / 42	28
900	8900	8	1800 / 21	3600 / 42	28
1000	8000	8	1800 / 21	3600 / 42	28
750	10700	8	1800 / 21	3600 / 42	20
900	8900	8	1800 / 21	3600 / 42	20
1000	8000	8	1800 / 21	3600 / 42	20
750	10000	8	1800 / 21	3600 / 42	29
900	10000	8	1800 / 21	3600 / 42	29
1000	10000	8	1800 / 21	3600 / 42	29
750	13400	10	1800 / 20	3600 / 40	18
900	9300	8,35	1800 / 20	3600 / 40	18
900	11100	10	1800 / 20	3600 / 40	18
1000	10000	10	1800 / 20	3600 / 40	18

Tip Pay attention to the air passage speed! The recommended air passage speed: 0,25 to 1 m/s.

APPLICATIONS

ANDREAE filter media were developed in order to stop particles by inertia (paint pigments, coating materials). This media is particularly efficient on dryer and less sticky coating materials, and allows an efficient protection of extraction ducts and ventilation systems.

ADVANTAGES

- Deltrian cutting service
- High retention power
- Also available in high capacity version
- 100% incinerable

GENERAL FEATURES

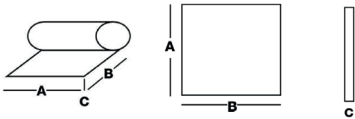
- Media: 100% cardboard
- Recommended final pressure drop: 128 / max. 256 Pa
- Maximum T° in continuous service: 70°C
- Humidity: 100% RH

Deltrian reserves the right to modify the characteristics of its products without prior notice, as part of its continuous product improvement policy.



ROLLS AND CUT PADS

Colombus



APPLICATIONS

The COLOMBUS filter media were developed in order to stop particles by inertia (paint pigments, coating materials). This media is particularly efficient on dryer and less sticky coating materials, and allows an efficient protection of extraction ducts and ventilation systems.

ADVANTAGES

- Deltrian cutting service
- High retention power
- Also available in high-capacity version
- 100% incinerable

GENERAL FEATURES

- Media: Kraft + synthetic
- Recommended final pressure drop: 150 Pa
- Maximum T° in continuous service: 70°C
- Humidity: 100% RH

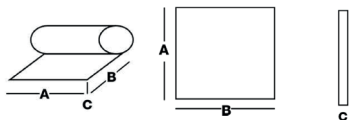

Width A (mm)	Length B (m)	Thickness C (mm)	Media area (m ²)	Flow rate (m ³ /h)/ Delta P (Pa)	Dust holding capacity (kg/m ²)	Fire retardancy	Coat number
PREFILTER							
500	12	16	6	2700 / 7,5	8-9	M2 (*)	5
1070	12	16	12,8	2700 / 7,5	8-9	M2 (*)	5
STANDARD							
500	10/12	16	6	2700 / 8	4-6	M1 (*)	6
700	10/12	16	8,4	2700 / 8	4-6	M1 (*)	6
800	10/12	16	9,6	2700 / 8	4-6	M1 (*)	6
1000	10/12	16	12	2700 / 8	4-6	M1 (*)	6
1070	10/12	16	12,8	2700 / 8	4-6	M1 (*)	6
HIGH CAPACITY							
500	12	25	6	2700 / 8	12-15	M2 (*)	8
700	12	25	8,4	2700 / 8	12-15	M2 (*)	8
750	12	25	9	2700 / 8	12-15	M2 (*)	8
800	12	25	9,6	2700 / 8	12-15	M2 (*)	8
1150	12	25	12,8	2700 / 8	12-15	M2 (*)	8
EUROSUPRA HC							
500	12	25	6	2700 / 23	12-15	M2 (*)	7+1 SYNTH
700	12	25	8,4	2700 / 23	12-15	M2 (*)	7+1 SYNTH
800	12	25	9,6	2700 / 23	12-15	M2 (*)	7+1 SYNTH
1150	12	25	13,8	2700 / 23	12-15	M2 (*)	7+1 SYNTH
EUROSUPRA II							
500	12	16	6	2700 / 23	6-8	M1 (*)	5+1 SYNTH
1150	12	16	13,8	2700 / 23	6-8	M1 (*)	5+1 SYNTH
FC PANEL							
495	0,595	24-48	(**)	2700 / 30	3-4	M3	(***)
295	0,595	24-48	(**)	2700 / 30	3-4	M3	(***)

(*) CSTB 03/2001 (**) Depending on the size (***) Depending on the thickness

Tip Verify regularly if the air speed in the painting zone does not go below the value determined by the manufacturer of the spray booth or below the one required by the assessment authorities.

ROLLS AND CUT PADS

DG



Barcode	Efficiency EN779:2012	Width A (mm)	Length B (m)	Thickness C (mm)	Media area (m ²)	Flow rate (m ³ /h) / Delta P (Pa)
G3 - ISO COARSE 50% ISO 16890						
2700116	DG 1"	2000	20	25	40	5400 / 25
2700127	DG 2"	2000	20	50	40	5400 / 35
2700138	DG 4"	2000	20	100	40	9000 / 75
G4 - ISO COARSE 60% ISO 16890						
2700323	DGGT 4" *	2000	20	100	40	9720 / 90
COALESC.						
2700499	DGMC 3"	1000	20	75	20	9000 / 45



Tip Check the elasticity of the media by dropping, from 1 meter high, a coin. If it correctly bounces, the elasticity is good.

APPLICATIONS

- Primary filtration for general ventilation units and air conditioning
- Primary filtration on gas turbines

ADVANTAGES


- Deltrian cutting service
- Progressive density
- Various efficiencies
- Range of impregnated media "Oiled series"
- High retention power
- Airflow direction set by a double yellow / white color

GENERAL FEATURES

- Media: Impregnated fiberglass
- Final pressure drop: 250 Pa
- Maximum T° in continuous service: 120°C
- Humidity: 100% RH

ROLLS AND CUT PADS

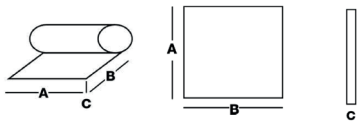
DGPS



Barcode	Description	Width A (mm)	Length B (m)	Thickness C (mm)	Media area (m ²)	Flow rate (m ³ /h)/ Delta P (Pa)
G3 - ISO COARSE 50% ISO 16890						
2700061	DGPS 2,5"	2000	20	65	40	6300 / 32
2700109	DGPS 4"	2000	20	100	40	6300 / 40



Tip 💡 A reinforced layer on clean air side prevents any paint particle to be released.



APPLICATIONS

- Paint mist separator in spray booth and coating extract systems
- Primary filtration on gas turbines

ADVANTAGES

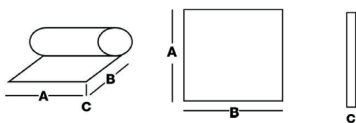

- Deltrian cutting service
- Progressive density
- High retention power
- Airflow direction set by a double green / white color

GENERAL FEATURES

- Media: Fiberglass
- Recommended final pressure drop: 200 Pa
- Maximum T° in continuous service: 120°C
- Humidity: 100% RH

ROLL AND CUT PADS

Roll Filters



Barcode
Description
Width A (mm)
Length B (m)
Thickness C (mm)
Media area (m²)
Flow rate (m³/h)/
Delta P (Pa)

G3 - ISO COARSE 50% ISO 16890

1500034	FD 3'/A	836	20	50	16,7	9000 / 45
1500032	FD 3'/T	860	20	50	17,2	9000 / 45
1500035	FD 4'/A	1141	20	50	22,8	9000 / 45
1500039	FD 4'/T	1160	20	50	23,2	9000 / 45
1500007	FD 4'/D	1110	20	50	22,2	9000 / 45
1500036	FD 5'/A	1446	20	50	28,9	9000 / 45
1500027	FD 5'/T	1460	20	50	29,2	9000 / 45
1500008	FD 5'/D	1410	20	50	28,2	9000 / 45
1500037	FD 6'/A	1751	20	50	35,0	9000 / 45
1500028	FD 6'/T	1760	20	50	35,2	9000 / 45
1500009	FD 6'/F	1710	20	50	34,2	9000 / 45
1500038	FD 7'/A	2056	20	50	41,1	9000 / 45
1500029	FD 7'/T	2060	20	50	41,2	9000 / 45
1500010	FD 7'/F	2010	20	50	40,2	9000 / 45



Tip Bonded fibers on clean air side makes the assembling easier and increases the mechanical resistance of the media.

APPLICATIONS

Primary filtration for air treatment in industrial ventilation units.

ADVANTAGES

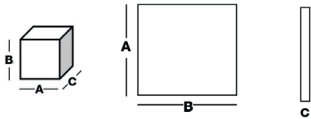
- Complete range of refills compatible with major brands (AAF's Roll-o-Mat, Trox's Trox-o-Mat, Delbag's Fibroband, among others)
- Progressive density
- Increased dust retention capacity, thanks to the application of a physiological binder
- Auto rolls are available in different widths

GENERAL FEATURES

- Efficiency EN779: G3
- Media: Fiberglass or synthetic
- Final pressure drop: 180 Pa
- Maximum T° in continuous service: 120°C
- Humidity: 100% RH

FILTER CELLS

Polyfil



APPLICATIONS

For use on fan coil units, air heaters or electric racks.

ADVANTAGES

- Strong and high-finished execution
- Any size available upon request
- M1 media fire rating upon request
- Approved by leading fan coil units manufacturers
- Tested for food contact according to CE 1935/2004

GENERAL FEATURES

- Efficiency EN779: G2-G4
- Media: Synthetic
- Frame: Galvanized steel wire, 4 mm diameter
- Final pressure drop: 200 Pa
- Maximum T° in continuous service: 80°C
- Humidity: 100% RH

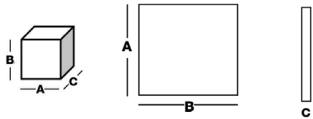

Barcode	Description	Width A (mm)	Height B (mm)	Thickness C (mm)	Media area (m ²)	Flow rate (m ³ /h) / Delta P (Pa)
G2 - ISO COARSE 40% ISO 16890						
1400529	FA poly 100	185	445	6	0,08	445 / 20
1400540	FA poly 100	185	595	6	0,11	595 / 20
1400553	FA poly 100	185	795	6	0,15	795 / 20
1400567	FA poly 100	185	995	6	0,18	995 / 20
1400519	FA poly 100	185	1195	6	0,22	1195 / 20
1400445	FA poly 100	175	650	6	0,11	610 / 20
1400451	FA poly 100	175	850	6	0,15	800 / 20
1400435	FA poly 100	175	1050	6	0,18	990 / 20
1400438	FA poly 100	175	1250	6	0,22	1180 / 20
1400439	FA poly 100	175	1450	6	0,25	1370 / 20
1400807	FA poly 100	205	335	6	0,07	370 / 20
1400816	FA poly 100	205	475	6	0,10	530 / 20
1400827	FA poly 100	205	660	6	0,14	730 / 20
1400843	FA poly 100	205	845	6	0,17	930 / 20
1400788	FA poly 100	205	1030	6	0,21	1140 / 20
1400797	FA poly 100	205	1215	6	0,25	1345 / 20
1400910	FA poly 100	210	465	6	0,10	530 / 20
1400927	FA poly 100	210	665	6	0,14	750 / 20
1400953	FA poly 100	210	865	6	0,18	980 / 20
1400873	FA poly 100	210	1065	6	0,22	1210 / 20
1401248	FA poly 100	245	480	6	0,12	635 / 20
1401250	FA poly 100	245	730	6	0,18	970 / 20
1401243	FA poly 100	245	1030	6	0,25	1360 / 20
G3 - ISO COARSE 50% ISO 16890						
1401638	FA poly 150	185	445	15	0,08	445 / 22
1402722	FA poly 150	185	595	15	0,11	595 / 22
1401643	FA poly 150	185	795	15	0,15	795 / 22
1404637	FA poly 150	185	995	15	0,18	995 / 22
1403923	FA poly 150	185	1195	15	0,22	1195 / 22
1402770	FA poly 150	175	650	15	0,11	610 / 22
1404351	FA poly 150	175	850	15	0,15	800 / 22
1402771	FA poly 150	175	1050	15	0,18	990 / 22
1404638	FA poly 150	175	1250	15	0,22	1180 / 22
1402769	FA poly 150	175	1450	15	0,25	1370 / 22
1404639	FA poly 150	205	335	15	0,07	370 / 22
1404640	FA poly 150	205	475	15	0,10	530 / 22
1404641	FA poly 150	205	660	15	0,14	730 / 22
1401666	FA poly 150	205	845	15	0,17	930 / 22
1404630	FA poly 150	205	1030	15	0,21	1140 / 22
1404643	FA poly 150	205	1215	15	0,25	1345 / 22
1404644	FA poly 150	210	465	15	0,10	530 / 22
1401689	FA poly 150	210	665	15	0,14	750 / 22
1401694	FA poly 150	210	865	15	0,18	980 / 22
1401675	FA poly 150	210	1065	15	0,22	1210 / 22
1404645	FA poly 150	245	480	15	0,12	635 / 22
1404636	FA poly 150	245	730	15	0,18	970 / 22
1404646	FA poly 150	245	1030	15	0,25	1360 / 22

Tip Choose the execution according to the available ventilator static pressure.



FILTER CELLS

FC Carton



Barcode	Description	Width A (mm)	Height B (mm)	Thickness C (mm)	Media area (m ²)	Flow rate (m ³ /h)/ Delta P (Pa)
G3 - ISO COARSE 50% ISO 16890						
0800624	FC carton H	595	595	23	0,35	1900 / 49
0802098	FC carton H	287	595	23	0,17	1530 / 49
0800635	FC carton H	595	595	47	0,35	3150 / 68
0800628	FC carton H	287	595	47	0,17	1530 / 68



Tip Reduce your filtration costs by choosing our "K" series bag filter which offers 2 filtration stages in 1 product.

APPLICATIONS

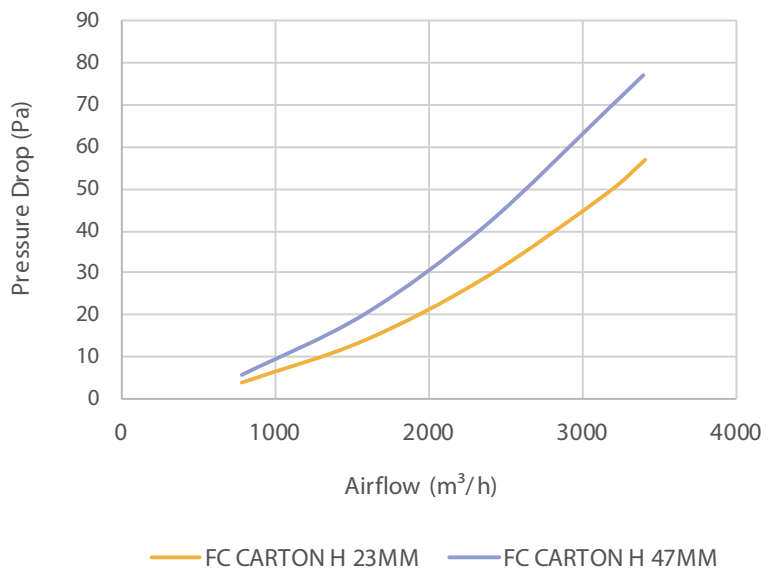
Rough primary filtration for air treatment units or air intake grids.

ADVANTAGES

- 100% incinerable
- High dust retention capacity, thanks to the application of a non volatile odorless viscosin binder
- Light filter, rigid and easy to compact
- Moisture resistant cardboard frame
- Grid embedded in frame, bonded to the media
- Comprehensive range of standard sizes; out of standard sizes available upon request
- Tested for food contact according to CE 1935/2004

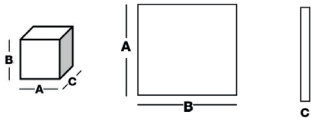

GENERAL FEATURES

- Efficiency EN779: G3
- Media: Fibreglass
- Frame: Cardboard
- Final pressure drop: 200 Pa
- Maximum T° in continuous service: 70°C
- Humidity: 100% RH



FILTER CELLS

FC Galva



Barcode	Description	Width A (mm)	Height B (mm)	Thickness C (mm)	Media area (m ²)	Flow rate (m ³ /h)/ Delta P (Pa)
G4 - ISO COARSE 60% ISO 16890						
0801182	FC Galva	592	592	23	0,35	1890 / 35
0802060	FC Galva	287	592	23	0,17	920 / 35
0806796	FC Galva	592	592	15	0,35	1890 / 25
0806797	FC Galva	287	592	15	0,17	920 / 25



Tip 💡 Reduce your filtration costs by choosing our "K" series bag filter which offers 2 filtration stages in 1 product.

APPLICATIONS

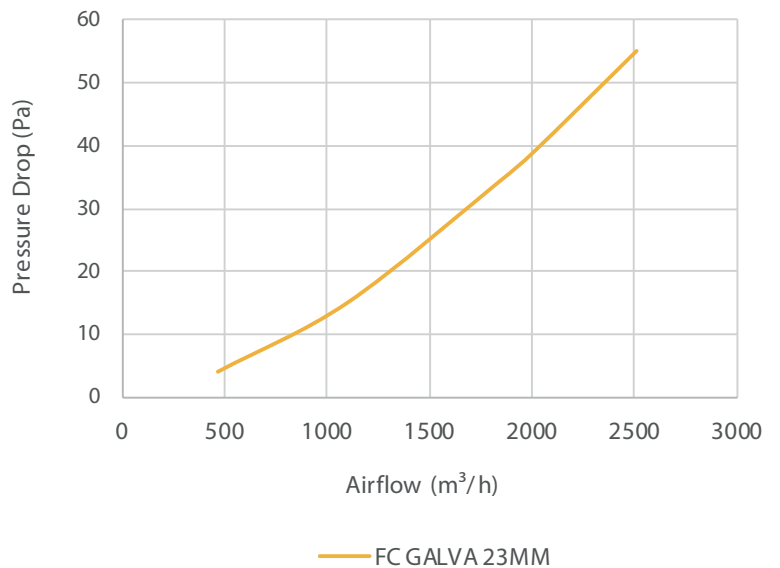
Rough primary filtration for air treatment units or air intake grids.

ADVANTAGES

- M1 media fire rating upon request
- Galvanized steel grid upstream and downstream
- Available thickness range from 10 to 47 mm
- Replaceable filter media version available
- Tested for food contact according to CE 1935/2004

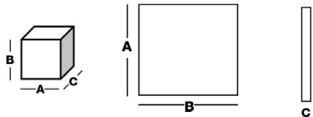

GENERAL FEATURES

- Efficiency EN779: G2-G4
- Media: Synthetic
- Frame: Galvanized steel (available with inox frame and grid)
- Final pressure drop: 250 Pa
- Maximum T° in continuous service: 80°C
- Humidity: 100% RH



FILTER CELLS

FZ Carton SC and ES



APPLICATIONS

Rough primary filtration for air treatment units.

ADVANTAGES

- Rigid cells with pleats reinforcement holds for larger sizes
- Improved air tightness thanks to sealing resin in the bottom of the frame
- Light filter, rigid and easy to compact
- Moisture resistant cardboard frame
- Grid embedded in frame, bonded to the media
- Comprehensive range of standard sizes; out of standard sizes available upon request
- 100% incinerable
- Tested for food contact according to CE 1935/2004

GENERAL FEATURES

- Efficiency EN779: G4
- Media: Synthetic, pleated on grid
- Frame: Cardboard
- Final pressure drop: 250 Pa
- Maximum T° in continuous service: 70°C
- Humidity: 100% RH

Barcode	Description	Width A (mm)	Height B (mm)	Depth C (mm)	Media area (m ²)	Flow rate (m ³ /h)/ Delta P (Pa)
G4 - ISO COARSE 65% ISO 16890						
0800656	FZ CA SC	595	595	23	0,44	3000 / 100
0802128	FZ CA SC	495	624	23	0,38	2600 / 100
0802126	FZ CA SC	495	595	23	0,36	2500 / 100
0802120	FZ CA SC	395	495	23	0,24	1650 / 100
0802116	FZ CA SC	287	595	23	0,21	1500 / 100
0802587	FZ CA SC	287	287	23	0,10	750 / 100
0800658	FZ CA SC	595	595	47	0,9	3400 / 90
0802129	FZ CA SC	495	624	47	0,78	2975 / 90
0802127	FZ CA SC	495	595	47	0,75	2850 / 90
0800664	FZ CA SC	395	495	47	0,49	1870 / 90
0802117	FZ CA SC	287	595	47	0,43	1700 / 90
0802114	FZ CA SC	287	287	47	0,20	825 / 90
0800590	FZ CA SC	595	595	97	1,85	3400 / 60
0800669	FZ CA SC	495	624	97	1,61	2975 / 60
0800670	FZ CA SC	495	595	97	1,54	2850 / 60
0800829	FZ CA SC	395	595	97	1,23	2325 / 60
0802121	FZ CA SC	395	495	97	0,54	1870 / 60
0802118	FZ CA SC	287	595	97	0,5	1700 / 60
0802115	FZ CA SC	287	287	97	0,26	825 / 60



Tip Reduce your filtration costs by choosing our "GK" series bag filter which offers 2 filtration stages in 1 product.

G4 - ISO COARSE 65% ISO 16890

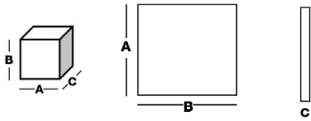
0823790	FZ CA ES	595	595	47	1,3	3400 / 55
0823800	FZ CA ES	495	495	47	0,9	2800 / 55
0823799	FZ CA ES	395	495	47	0,8	1900 / 55
0823792	FZ CA ES	287	595	47	0,7	1700 / 55
0823791	FZ CA ES	595	595	97	2,2	3400 / 50
0823801	FZ CA ES	495	495	97	1,5	2800 / 50
0823794	FZ CA ES	395	495	97	1,3	1900 / 50
0823793	FZ CA ES	287	595	97	1,2	1700 / 50



Tip Thanks to its low initial pressure drop and its 100% incinerable structure, this filter will perfectly meet your environmental policy requirements.

FILTER CELLS

FZ Galva



Barcode
Description
Width A (mm)
Height B (mm)
Thickness C (mm)
Media area (m²)
Flow rate (m³/h)/
Delta P (Pa)

G4 - ISO COARSE 65% ISO 16890

0802185	FZ GA	592	592	47	1	3400 / 65
0802177	FZ GA	287	592	47	0,48	1835 / 65
0802187	FZ GA	592	592	97	2,06	3400 / 45
0802179	FZ GA	287	592	97	1	1835 / 45



Tip 💡 Ask for the industrial execution (thick polyester media pleated between 2 grids) which ensures a much more higher dust holding capacity than the synthetic / cotton mix executions.

APPLICATIONS

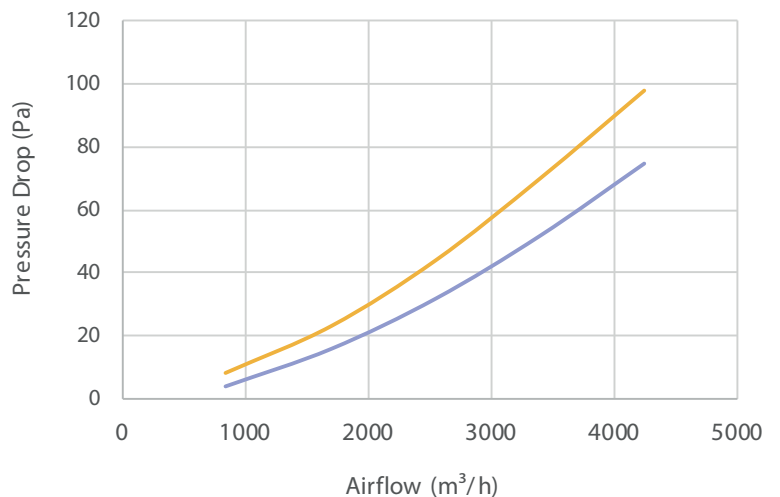
Rough primary filtration for air treatment units or air intake grids.

ADVANTAGES

- High filtration area
- Thick synthetic media with high dust holding capacity, pleated between 2 rigid grids
- Easily renewable cell
- Replaceable filter media version available

GENERAL FEATURES

- Efficiency EN779: G4
- Media: Synthetic
- Frame: Galvanized steel
- Final pressure drop: 250 Pa
- Maximum T° in continuous service: 110°C

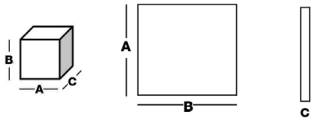



— FZ GALVA 47MM

— FZ GALVA 97MM

FILTER CELLS

FCM



Barcode	Efficiency EN779:2012	Width A (mm)	Height B (mm)	Depth C (mm)	Media area (m ²)	Flow rate (m ³ /h)/ Delta P (Pa)
G2 - ISO COARSE 30% ISO 16890						
1600072	G2	592	592	23	0,35	3400 / 12
1600073	G2	287	592	23	0,17	1700 / 12
1600060	G2	592	592	47	0,35	3400 / 17
1600078	G2	287	592	47	0,17	1700 / 17



Tip 💡 Tell us how many layers you need!

APPLICATIONS

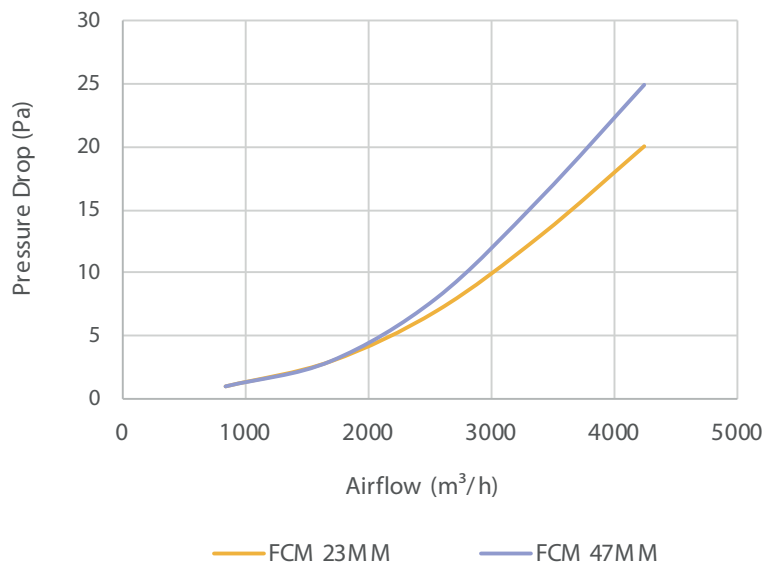
- Grease or oil mist filters for kitchen extract systems
- Heat screen when close to hot batteries
- Droplets separator on air treatment units

ADVANTAGES

- Rigid cells with reinforcement holds for larger sizes
- Superposition of media layers
- Available with drain holes in corners and handles

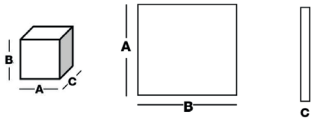
GENERAL FEATURES

- Efficiency EN779: G2
- Media: Knitted galvanized steel, stainless steel or aluminium layers
- Frame: Galvanized steel, stainless steel or aluminium
- Recommended final pressure drop: 250 Pa
- Maximum T° in continuous service: 150°C
- Humidity: 100% RH



FILTER CELLS

FZ SS - SC and ES



APPLICATIONS

Rough primary filtration for air treatment units.

ADVANTAGES

- High filtration area
- Light filter, rigid and easy to compact
- 100% incinerable
- Water repellent
- Comprehensive range of standard sizes; out of standard sizes available upon request
- Tested for food contact according to CE 1935/2004

GENERAL FEATURES

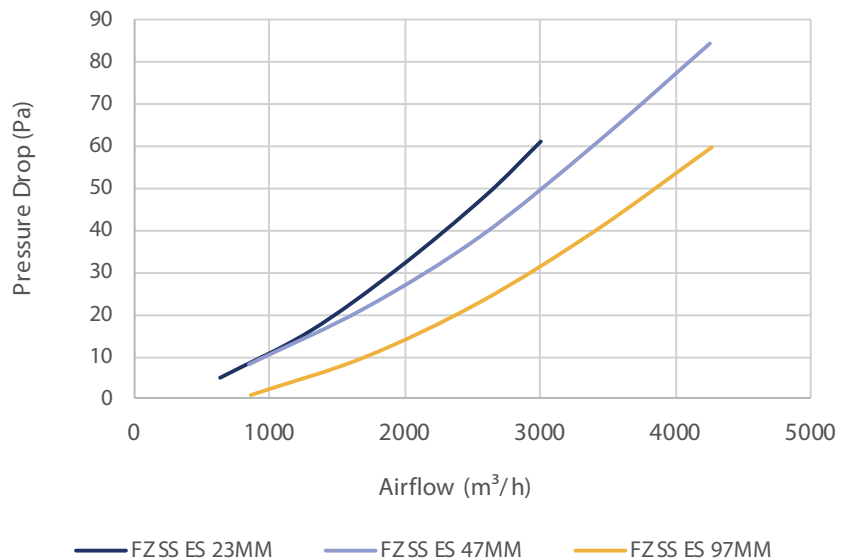
- Frame
 - G: Galvanized steel
 - P: Plastic
 - C: Cardboard
 - F: FiberPlast
- Efficiency EN779:2012: G4- available M5
- Media: Synthetic thermo pleated
- Final pressure drop: 250 Pa
- Maximum T° in continuous service: 70°C
- Humidity: 100% RH

Description	Width A (mm)	Height B (mm)	Thickness C (mm)	Media area (m ²)	Flow rate (m ³ /h)/ Delta P (Pa)
G4 - ISO COARSE 65% ISO 16890					
FZ SS SC	595	595	47	0,94	3400 / 55
FZ SS SC	495	495	47	0,65	2400 / 55
FZ SS SC	395	495	47	0,52	1900 / 55
FZ SS SC	287	595	47	0,47	1700 / 55
FZ SS SC	595	595	97	1,8	3400 / 45
FZ SS SC	495	495	97	1,25	2400 / 45
FZ SS SC	395	495	97	1	1900 / 45
FZ SS SC	287	595	97	0,9	1700 / 45

Description	Width A (mm)	Height B (mm)	Thickness C (mm)	Media area (m ²)	Flow rate (m ³ /h)/ Delta P (Pa)
G4 - ISO COARSE 65% ISO 16890					
FZ SS ES	595	595	23	1	3000 / 55
FZ SS ES	495	495	23	0,7	2100 / 55
FZ SS ES	395	395	23	0,55	1350 / 55
FZ SS ES	284	595	23	0,5	1500 / 55
FZ SS ES	595	595	47	1,3	3400 / 55
FZ SS ES	495	495	47	0,9	2400 / 55
FZ SS ES	395	495	47	0,8	1900 / 55
FZ SS ES	287	595	47	0,7	1700 / 55
FZ SS ES	595	595	97	2,2	3400 / 38
FZ SS ES	495	495	97	1,5	2400 / 38
FZ SS ES	395	495	97	1,3	1900 / 38
FZ SS ES	287	595	97	1,2	1700 / 38

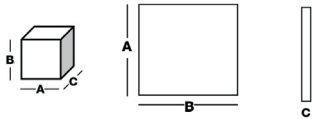



Tip This distance separator brings significant mechanical stability and guarantees optimal pleat opening.



FILTER CELLS

FZ Secure



Barcode	Efficiency EN779:2012	Width A (mm)	Height B (mm)	Thickness C (mm)	Flow rate (m ³ /h)/ Delta P (Pa)
G4 - ISO COARSE 65% ISO 16890					
0808348	G4	287	592	47	1600 / 60
0808357	G4	287	892	47	2300 / 60
0808363	G4	400	400	47	1400 / 60
0808360	G4	400	500	47	1800 / 60
0808369	G4	400	625	47	2200 / 60
0808351	G4	492	592	47	2600 / 60
0808366	G4	500	500	47	2200 / 60
0808372	G4	500	625	47	2800 / 60
0808345	G4	592	592	47	3400 / 60
0808354	G4	592	892	47	4800 / 60



Tip Thanks to its low initial pressure drop and its 100% incinerable structure, this filter will perfectly meet your environmental policy requirements.

APPLICATIONS

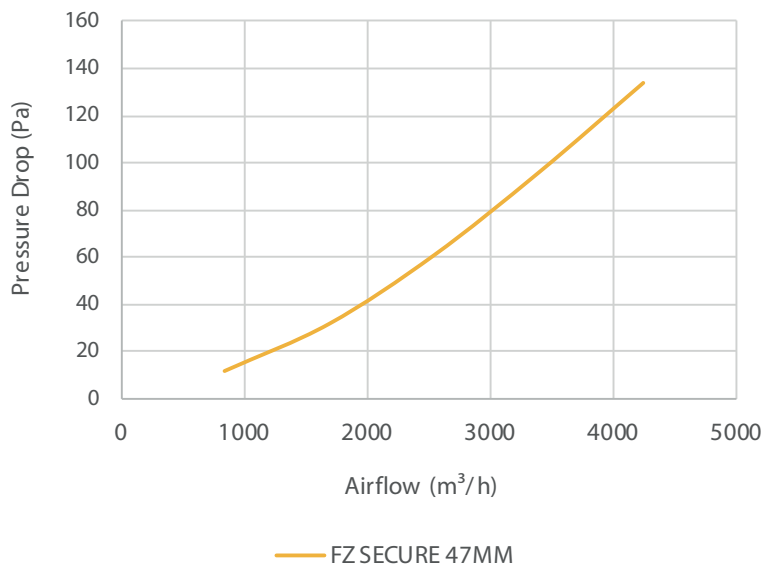
Thanks to its low initial pressure drop and its 100% incinerable structure, this filter will perfectly meet your environmental policy requirements.

ADVANTAGES

- Very light and rigid filter
- High filtration area
- Low pressure drop
- Low energy use
- 100% incinerable
- M1 media fire rating upon request
- Tested for food contact according to CE 1935/2004

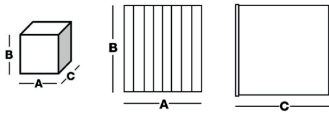

GENERAL FEATURES

- Efficiency EN779:2012 : G4
- Media: Synthetic (M1)
- Grid: galvanized steel
- Frame: polyurethane (SECURE)
- Gasket: Half-round monobloc polyurethane (upon request)
- Final pressure drop: 250 Pa
- Maximum T° in continuous service: 80°C
- Humidity: 100% RH



BAG FILTERS

FP 40



Barcode	Description	Width A (mm)	Height B (mm)	Depth C (mm)	Pocket	Media area (m ²)	Flow rate (m ³ /h)/ Delta P (Pa)
G4 -ISO COARSE 65% ISO 16890							
1700231	FP40-6/600/06	592	592	600	6	4,3	3400 / 30
1700177	FP40-5/600/05	490	592	600	5	3,9	2800 / 30
170106	FP40-3/600/03	287	592	600	3	2,3	1700 / 30
1700225	FP40-6/360/06	592	592	360	6	2,6	3400 / 37
1700174	FP40-5/360/05	490	592	360	5	2,4	2800 / 37
1700099	FP40-3/360/03	287	592	360	3	1,4	1700 / 37



Tip 💡 Did you know that conical pockets ensure a lower pressure drop?

APPLICATIONS

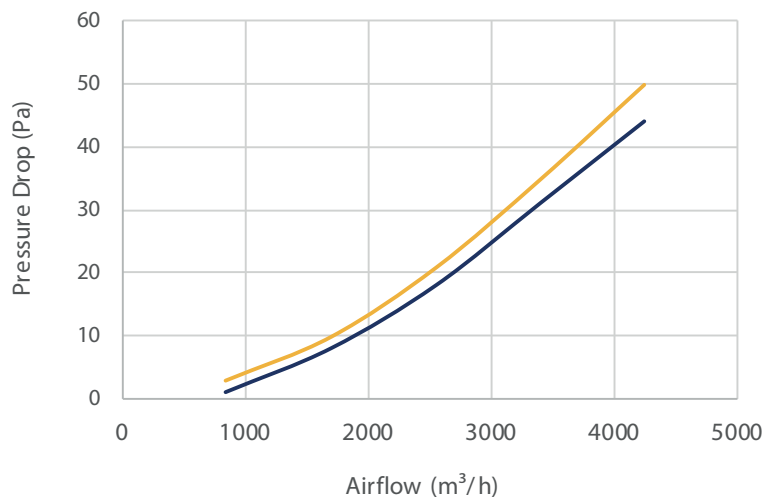
Primary filtration for air treatment units.

ADVANTAGES

- High dust holding capacity
- Low pressure drop
- Conical self-supporting pockets
- Variant in plastic frame (SECURE) upon request
- Economic
- Tested for food contact according to CE 1935/2004
- Certified for microbial development (ISO 846-VD 6022)

GENERAL FEATURES

- Efficiency EN779:2012: G4
- Media: Thick synthetic with progressive density
- Final pressure drop: 250 Pa
- Maximum T° in continuous service: 80 °C
- Humidity: 100 % RH



— FP40-360-06

— FP40-600-06

BAG FILTERS

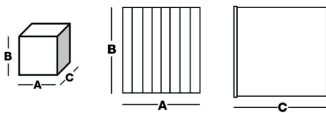
PPL/PPS



Barcode	Description	Width A (mm)	Height B (mm)	Depth C (mm)	Pocket	Media area (m ²)	Flow rate (m ³ /h)/ Delta P (Pa)	Flow rate (m ³ /h)/ Delta P (Pa)
G4 - ePM10 50% ISO 16890								
1702137	PPL40-6/600/06	592	592	600	6	4,2	3400 / 36	4250 / 50
1702136	PPL40-5/600/05	490	592	600	5	3,6	2800 / 36	3500 / 50
1702135	PPL40-3/600/03	287	592	600	3	2,2	1700 / 36	2125 / 50
1702140	PPS40-6/300/06	592	592	300	6	2,2	3400 / 36	4250 / 50
1702139	PPS40-5/300/05	490	592	300	5	1,8	2800 / 36	3500 / 50
1702138	PPS40-3/300/03	287	592	300	3	1,1	1700 / 36	2125 / 50



Tip 💡 The best choice for the automotive industry.



APPLICATIONS

Filter for general ventilation and air conditioning equipment installed in industrial plants, production plants and technical rooms. Also used as pre-filter in supply air units for car paint spray cabins.

ADVANTAGES

- Outstanding dust holding capacity
- Progressive density
- Self-supporting welded Pocket -> no dust release
- Incorporated aerodynamic spacer ("Diamond Spacers")
- 100% incinerable
- Pocket water tight integrated in injection moulded, impact-proof PU header - burst strenght of > 6000 Pa
- Reduced costs in energy and maintenance
- Approved for high airflows


GENERAL FEATURES

- Efficiency EN779: G4
- Media: Synthetic with special hydrophobic treatment
- Frame: Rigid plastic (SECURE)
- Final pressure drop: 450 Pa
- Recommended final pressure drop: 250 Pa
- Maximum T° in continuous service: 80°C
- Humidity: 100% RH



BAG FILTERS

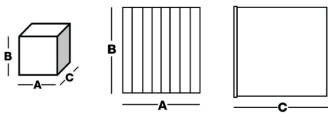
Plusair



Barcode	Description	Width A (mm)	Height B (mm)	Depth C (mm)	Pocket	Media area (m ²)	Flow rate (m ³ /h)/ Delta P (Pa)
G4 - ePM10 50% ISO 16890							
1709042	PA40-6/600/06	592	592	600	6	4,2	3400 / 35
1709043	PA40-5/600/05	490	592	600	5	3,5	2800 / 35
1709044	PA40-3/600/03	287	592	600	3	2,1	1700 / 35



Tip This filter is an excellent alternative in order to decrease your energy and labour costs.



APPLICATIONS

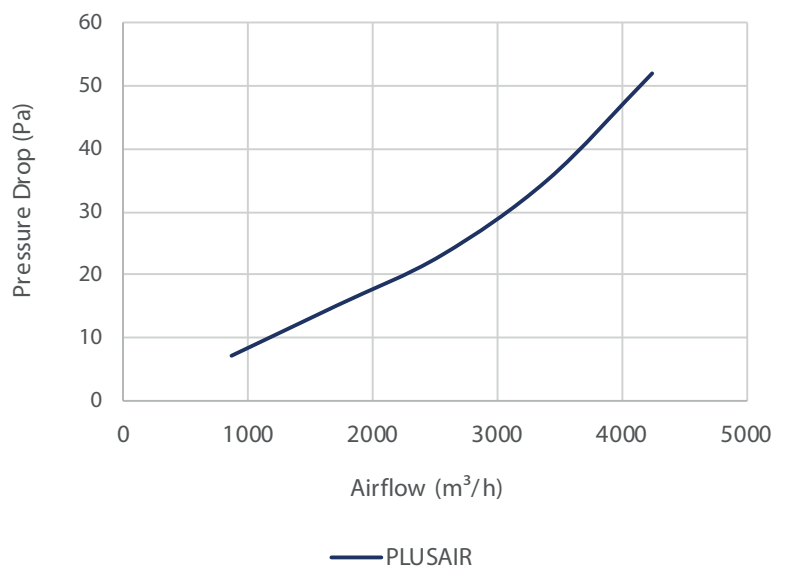
They are also used as a pre-filter in the air supply units for car paint spray cabins, electrical equipment, electric motors and superfine and absolute filtration systems.

ADVANTAGES




- Cost efficient air filtration
- Low pressure drop design
- Conical self-supported pocket (100% synthetic)
- High dirt holding capacity
- 100% incinerable

GENERAL FEATURES

- Efficiency EN779: G4
- Frame: Plastic
- Media: Synthetic
- Final pressure drop: 450 Pa
- Maximum T° in continuous service: 70°C
- Humidity: 100% RH




FINE FILTERS M5-F9



FILTER MEDIA / PADS

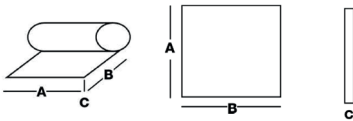
Poly 300



Barcode	Description	Width A (mm)	Length B (m)	Thickness C (mm)	Media area (m ²)	Flow rate (m ³ /h)/ Delta P (Pa)
M5 - ePM10 50% ISO 16890						
2700308	Poly300	2000	20	18	40	900 / 17
2700275	Poly360	2000	20	30	40	900 / 27



Tip 💡 For an important airflow, choose our POLY360, with 30 mm thickness.



APPLICATIONS

Primary filtration for air treatment in ventilation and air conditioning.

ADVANTAGES


- Deltrian cutting service
- Low pressure drop
- Mechanical resistance
- Progressive density
- High retention power

GENERAL FEATURES

- Efficiency EN779: M5
- Media: Synthetic
- Final pressure drop: 250 Pa
- Maximum T° in continuous service: 110°C
- Humidity: 100% RH

FILTER MEDIA / PADS

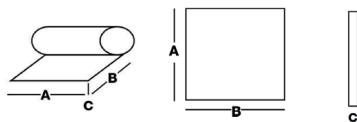
Poly600



Barcode	Description	Width A (mm)	Length B (m)	Thickness C (mm)	Media area (m ²)	Flow rate (m ³ /h) / Delta P (Pa)
M5 - ePM10 50% ISO 16890						
2700302	Poly600	2000	20	22	40	900 / 25
2700295	Polyc600	2000	20	22	40	900 / 25
M6 - ePM10 65% ISO 16890						
2700513	Polyc660	2000	20	25	40	900 / 55



Tip  Try the dust test... Feel free to contact your Deltrian adviser!



APPLICATIONS

- Media area treatment
- Carriage works

ADVANTAGES

- Deltrian cutting service
- Long lifetime
- Low pressure drop
- High mechanical resistance
- Impregnation in the core of the media prevents any release of particles > 5 μ
- Reinforced media on clean air side, ensuring the media holding and stability through time
- Self-extinguishing media according to DIN 53438-F1 European standard, and UL900-class 1 Americal standard
- Approved by major car companies


GENERAL FEATURES

- Efficiency EN779: M5-M6
- Media: Synthetic
- Final pressure drop: 450 Pa
- Maximum T° in continuous service: 100 / 120°C
- Humidity: 100% RH

BAG FILTERS

FP(Z) M5

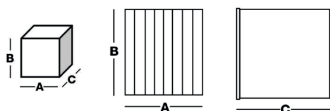
A+



Barcode	Description	Width A (mm)	Height B (mm)	Depth C (mm)	Pocket	Media area (m ²)	Flow rate (m ³ /h)/ Delta P (Pa)	Energy cons. (kWh/an) **	Energy class ***
M5 - ePM10 50% ISO 16890									
1703334	FP50-6/635/08	592	592	635	8	6,00	3400 / 35	400	A+
1720558	FP50-5/635/06	490	592	635	6	4,50	2800 / 35	-	-
1720030	FP50-3/635/04	287	592	635	4	3,00	1700 / 35	-	-
1700351	FP50-6/600/06	592	592	600	6	4,30	3400 / 40	770	C
1700325	FP50-5/600/05	490	592	600	5	3,60	2800 / 40	-	-
1700309	FP50-3/600/03	287	592	600	3	2,30	1700 / 40	-	-
1700347	FP50-6/500/06	592	592	500	6	3,60	3400 / 45	780	C
1700323	FP50-5/500/05	490	592	500	5	3,00	2800 / 45	-	-
1700305	FP50-3/500/03	287	592	500	3	1,80	1700 / 45	-	-
1700339	FP50-6/360/06	592	592	360	6	2,60	2000 / 25	-	-
1700321	FP50-5/360/05	490	592	360	5	2,10	1650 / 25	-	-
1700301	FP50-3/360/03	287	592	360	3	1,30	1000 / 25	-	-

** Energy Consumption, kWh/year: Calculated according to Eurovent Guideline 4/21-2014

*** Energy class: according to Eurovent RS 4/C/001-2015



Tip The ticker is the media, the higher is the dust holding capacity. You do not filter only on the media area, but also inside the media thickness.

APPLICATIONS

Primary filtration for air treatment units.

ADVANTAGES

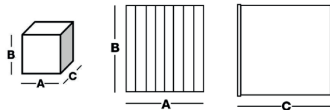

- High dust holding capacity
- Low pressure drop
- Conical self-supporting pocket
- Variant in plastic frame (SECURE) upon request
- Easy to place
- Tested for food contact according to CE 1935/2004

GENERAL FEATURES

- Efficiency EN779: M5
- Media: Thick synthetic with progressive density
- Final pressure drop: 250 Pa
- Maximum T° in continuous service: 80°C
- Humidity: 100% RH

BAG FILTERS

KS



Barcode	Description	Width A (mm)	Height B (mm)	Depth C (mm)	Pocket	Media area (m ²)	Flow rate (m ³ /h)/ Delta P (Pa)	MTE (%) *	Energy cons. (Kwh/an) **	Energy class **
---------	-------------	--------------	---------------	--------------	--------	------------------------------	--	-----------	--------------------------	-----------------

M6 - ePM10 70% ISO 16890

1701366	KS65-6/600/08	592	592	600	8	5,70	3400 / 64	-	1200	D
1701328	KS65-5/600/06	490	592	600	6	4,30	2800 / 64	-	-	-
1701280	KS65-3/600/04	287	592	600	4	2,80	1700 / 64	-	-	-
1701364	KS65-6/600/06	592	592	600	6	4,30	3400 / 74	-	1470	E
1701327	KS65-6/600/05	490	592	600	5	3,60	2800 / 74	-	-	-
1701279	KS65-3/600/03	287	592	600	3	2,10	1700 / 74	-	-	-
1701355	KS65-6/500/08	592	592	500	8	4,70	3400 / 68	-	1250	D
1701323	KS65-5/500/06	490	592	500	6	3,60	2800 / 68	-	-	-
1701273	KS65-3/500/04	287	592	500	4	2,40	1700 / 68	-	-	-
1701349	KS65-6/380/08	592	592	380	8	3,60	2000 / 44	-	-	-
1701318	KS65-5/380/06	490	592	380	6	2,60	1650 / 44	-	-	-
1701269	KS65-3/380/04	287	592	380	4	1,70	1000 / 44	-	-	-
1701347	KS65-6/380/06	592	592	380	6	2,70	3400 / 100	-	1750	E
1701317	KS65-5/380/05	490	592	380	5	2,20	2800 / 100	-	-	-
1701267	KS65-3/380/03	287	592	380	3	1,30	1700 / 100	-	-	-

F7 - ePM2,5 70% ISO 16890

1701622	KS85-6/600/08	592	592	600	8	5,70	3400 / 100	35	-	-
1701555	KS85-5/600/06	490	592	600	6	4,30	2800 / 100	-	-	-
1701450	KS85-3/600/04	287	592	600	4	2,80	1700 / 100	-	-	-
1701612	KS85-6/500/08	592	592	500	8	4,70	3400 / 115	35	-	-
1701548	KS85-5/500/06	490	592	500	6	3,60	2800 / 115	-	-	-
1701442	KS85-3/500/04	287	592	500	4	2,40	1700 / 115	-	-	-

F8 - ePM1 75% ISO 16890

1701829	KS95-6/600/08	592	592	600	8	5,70	2000 / 74	55	-	-
1701789	KS95-5/600/06	490	592	600	6	4,30	1650 / 74	-	-	-
1701735	KS95-3/600/04	287	592	600	4	2,80	1000 / 74	-	-	-
1701820	KS95-6/500/08	592	592	500	8	4,70	1665 / 70	55	-	-
1701782	KS95-5/500/06	490	592	500	6	3,60	1370 / 70	-	-	-
1701728	KS95-3/500/04	287	592	500	4	2,40	835 / 70	-	-	-

* ME%: Minimum efficiency ref. to EN779:2012

** Energy Consumption, kWh/year: Calculated according to Eurovent Guideline 4/21-2014

*** Energy class: according to Eurovent RS 4/C/001-2015



Tip Reduce your filtration costs by choosing our "K" series bag filter which offers 2 filtration stages in 1 product.

APPLICATIONS

Filtration for air treatment units.

ADVANTAGES

- Hi-Tech aerodynamic profile reducing turbulences in the outlet air
- Conical sewn pocket
- Low pressure drop
- Low energy use
- Variant in plastic frame (SECURE) upon request
- Tested for food contact according to CE 1935/2004
- Certified for microbial development (ISO 846-VD 6022)

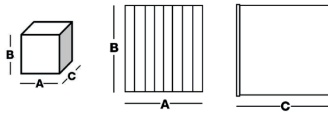

GENERAL FEATURES

- Efficiency EN779: M5-F8
- Media: Synthetic
- Frame: Galvanized steel
- Final pressure drop: 450 Pa
- ECO recommended final pressure drop: 250 Pa
- Maximum T° in continuous service: 70°C
- Humidity: 100% RH



BAG FILTERS

K+



Barcode Description Width A (mm) Height B (mm) Depth C (mm) Pocket Media area (m²) Flow rate (m³/h)/ Delta P (Pa) MTE (%) * Energy cons. (Kwh/an) ** Energy class ***

F7 - ePM2,5 70% ISO 16890

1716541	K+85-6/635/10	592	592	635	10	7,50	3400 / 110	35	1762	D
1720824	K+85-5/635/08	490	592	635	8	6,00	2800 / 110	-	-	-
1717362	K+85-3/635/05	287	592	635	5	3,80	1700 / 110	-	-	-
1716540	K+85-6/635/08	592	592	635	8	6,00	3400 / 115	35	1850	D
1720823	K+85-5/635/06	490	592	635	6	4,50	2800 / 115	-	-	-
1717361	K+85-3/635/04	287	592	635	4	3,00	1700 / 115	-	-	-
1716539	K+85-6/635/06	592	592	635	6	4,50	3400 / 125	35	2050	D
1720822	K+85-5/635/05	490	592	625	5	3,80	2800 / 125	-	-	-
1720826	K+85-3/635/03	287	592	635	3	2,30	1700 / 125	-	-	-
1716538	K+85-6/535/08	592	592	535	8	5,10	3400 / 120	35	1950	D
1720821	K+85-5/535/06	490	592	535	6	3,80	2800 / 120	-	-	-
1717360	K+85-3/535/04	287	592	535	4	2,50	1700 / 120	-	-	-
1716537	K+85-6/535/06	592	592	535	6	3,80	3400 / 140	35	2150	D
1720819	K+85-5/535/05	490	592	535	5	3,20	2800 / 140	-	-	-
1720825	K+85-3/535/03	287	592	535	3	1,9	1700 / 140	-	-	-

* ME%: Minimum efficiency ref. to EN779:2012

** Energy Consumption, kWh/year: Calculated according to Eurovent Guideline 4/21-2014

*** Energy class: according to Eurovent RS 4/C/001-2015



APPLICATIONS

Filtration for air treatment units.

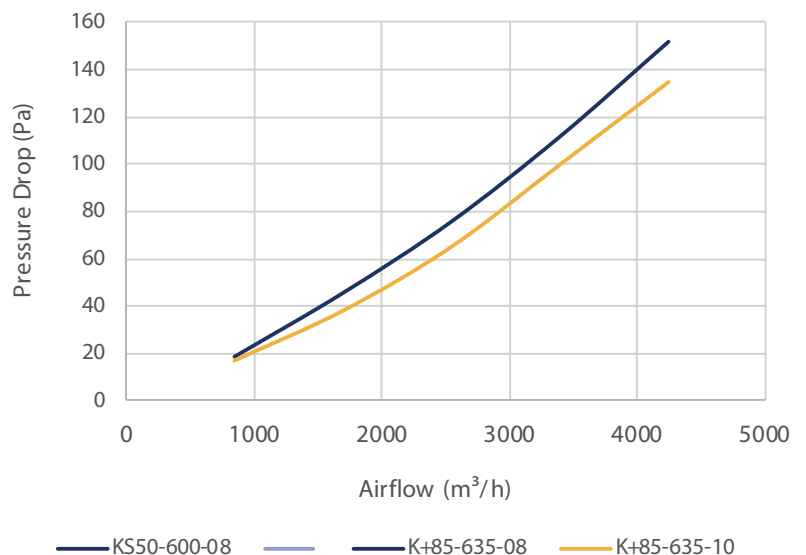
ADVANTAGES

- HIGH-TECH aerodynamic profile reducing turbulences in the outlet air
- Conical sewn pocket
- Low pressure drop
- Tested for food contact according to CE 1935/2004

GENERAL FEATURES

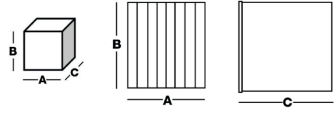

- Media: Synthetic
- Final pressure drop: 450 Pa
- ECO recommended final pressure drop: 250 Pa
- Maximum T° in continuous service: 70°C
- Humidity: 100% RH

Tip 💡 Synthetic filter new generation meets the EN779:2012. Ask the VTT or SP test..



BAG FILTERS

NW



APPLICATIONS

Primary filtration for air treatment units.

ADVANTAGES

- Low pressure drop
- Excellent dust holding capacity
- Self-supporting welded pocket
- Easy to place
- Tested for food contact according to CE 1935/2004

GENERAL FEATURES

- Efficiency EN779: F7 / F9
- Media: Nanowave
- Final pressure drop: 250 Pa
- Maximum T° in continuous service: 80°C
- Humidity: 100% RH

Barcode	Description	Width A (mm)	Height B (mm)	Depth C (mm)	Pocket	Media area (m²)	Flow rate (m³/h)/ Delta P (Pa)	Energy cons. (kwh/an) **	Energy class ***
M6 - ePM10 55% ISO 16890									
1718662	NW65-6/635/10	592	592	635	10	7,5	3400 / 45	720	B
1718350	NW65-5/635/08	490	592	635	8	6,0	2800 / 45	-	-
1718352	NW65-3/635/05	287	592	635	5	3,8	1700 / 45	-	-
1718870	NW65-6/635/08	592	592	635	8	6,00	3400 / 48	775	B
1718332	NW65-5/635/06	490	592	635	6	4,50	2800 / 48	-	-
1718334	NW65-3/635/04	287	592	635	4	3,00	1700 / 48	-	-
1718852	NW65-6/535/10	592	592	535	10	6,30	3400 / 50	775	B
1719244	NW65-5/535/08	490	592	535	8	5,00	2800 / 50	-	-
1719243	NW65-3/535/05	287	592	535	5	3,20	1700 / 50	-	-
1718873	NW65-6/535/08	592	592	535	8	5,10	3400 / 50	795	B
1718338	NW65-5/535/06	490	592	535	6	3,80	2800 / 50	-	-
1718340	NW65-3/535/04	287	592	535	4	2,50	1700 / 50	-	-
F7 - ePM1 60% ISO 16890									
1719206	NW85-6/660/10	592	592	660	10	7,80	3400 / 64	785	A+
1717546	NW85-6/635/10	592	592	635	10	7,5	3400 / 65	830	A
1717554	NW85-6/635/08	592	592	635	8	6	3400 / 70	940	A
1718293	NW85-5/635/06	490	592	635	6	4,50	2800 / 70	-	-
1719406	NW85-3/635/04	287	592	635	4	3	1700 / 70	-	-
1717556	NW85-6/535/10	592	592	535	10	6,30	3400 / 70	840	A
1719246	NW85-5/535/08	490	592	535	8	5,10	2800 / 70	-	-
1719164	NW85-3/535/05	287	592	535	5	3,20	1700 / 70	-	-
1717553	NW85-6/535/08	592	592	535	8	5,10	3400 / 75	1050	B
1718298	NW85-5/535/06	490	592	535	6	3,80	2800 / 75	-	-
1718300	NW85-3/535/04	287	592	535	4	2,50	1700 / 75	-	-

** Energy Consumption, kWh/year: Calculated according to Eurovent Guideline 4/21-2014
 *** Energy class: according to Eurovent RS 4/C/001-2015

Deltrian reserves the right to modify the characteristics of its products without prior notice, as part of its continuous product improvement policy.

BAG FILTERS

NW

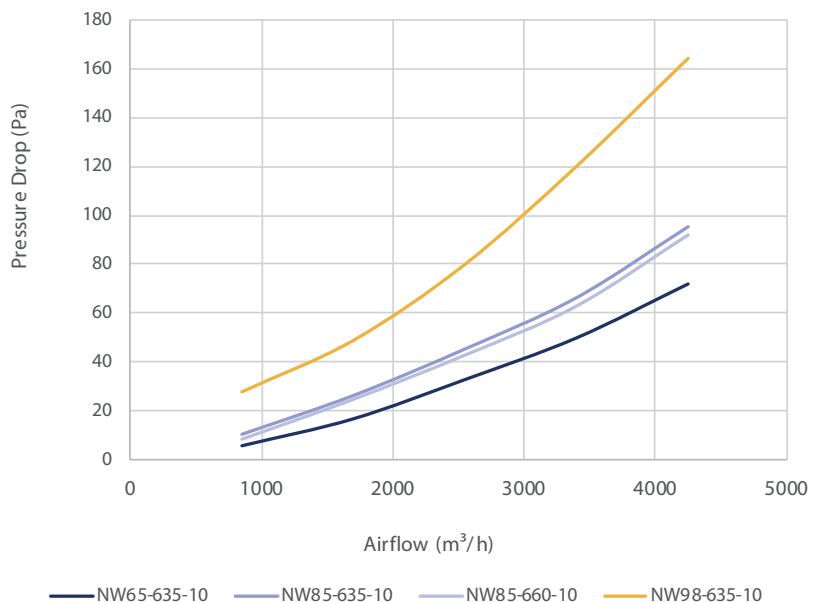
Barcode	Description	Width A (mm)	Height B (mm)	Depth C (mm)	Pocket	Media area (m ²)	Flow rate (m ³ /h) / Delta P (Pa)	Energy cons. (kWh/an) **	Energy class ***
F9 - ePM1 85% ISO 16890									
1717565	NW98-6/635/10	592	592	635	10	7,5	3400 / 120	1400	A
1719983	NW98-5/635/08	490	592	635	8	6,0	2800 / 120	-	-
1719511	NW98-3/635/05	287	592	635	5	3,8	1700 / 120	-	-
1717561	NW98-6/635/08	592	592	635	8	6	3400 / 139	1800	B
1719984	NW98-5/635/06	490	592	635	6	4,50	2800 / 139	-	-
1719334	NW98-3/635/04	287	592	635	4	3	1700 / 139	-	-
1717563	NW98-6/535/10	592	592	535	10	6,30	3400 / 150	1900	B
1719980	NW98-5/535/08	490	592	535	8	5,10	2800 / 150	-	-
1719147	NW98-3/535/05	287	592	535	5	3,20	1700 / 150	-	-
1717559	NW98-6/535/08	592	592	535	8	5,10	3400 / 155	2300	C
1719981	NW98-5/535/06	490	592	535	6	3,80	2800 / 155	-	-
1719982	NW98-3/535/04	287	592	535	4	2,50	1700 / 155	-	-

** Energy Consumption, kWh/year: Calculated according to Eurovent Guideline 4/21-2014

*** Energy class: according to Eurovent RS 4/C/001-2015

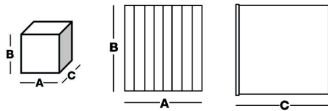



Tip 💡 Energy saver champion (class A) and long lifetime



BAG FILTERS

KP



Barcode	Description	Width A (mm)	Height B (mm)	Depth C (mm)	Pocket	Media area (m ²)	Flow rate (m ³ /h)/ Delta P (Pa)	MTE (%) *	Energy cons. (kwh/an) **	Energy class ***
---------	-------------	--------------	---------------	--------------	--------	------------------------------	--	-----------	--------------------------	------------------

F7 - ePM2,5 70% ISO 16890

1709280	KP85-6/635/10	592	592	635	10	7,50	3400 / 90	35	1070	B
1711737	KP85-5/635/08	490	592	635	8	6,00	2800 / 90	-	-	-
1714647	KP85-3/635/05	287	592	635	5	3,80	1700 / 90	-	-	-
1709173	KP85-6/635/08	592	592	635	8	6,00	3400 / 100	35	1398	C
1712606	KP85-5/635/06	490	592	635	6	4,50	2800 / 100	-	-	-
1711241	KP85-3/635/04	287	592	635	4	3,00	1700 / 100	-	-	-
1709978	KP85-6/635/06	592	592	635	6	4,50	3400 / 125	35	1465	C
1720815	KP85-5/635/05	490	592	635	5	3,80	2800 / 125	-	-	-
1708901	KP85-3/635/03	287	592	635	3	2,30	1700 / 125	-	-	-
1709975	KP85-6/535/08	592	592	535	8	5,10	3400 / 124	55	1600	C
1713329	KP85-5/535/06	490	592	535	6	3,80	2800 / 124	-	-	-
1712092	KP85-3/535/04	287	592	535	4	2,50	1700 / 124	-	-	-
1709977	KP85-6/535/06	592	592	535	6	3,80	3400 / 140	35	1785	D
1720813	KP85-5/535/05	490	592	535	5	3,20	2800 / 140	-	-	-
1720814	KP85-3/535/03	287	592	535	3	1,90	1700 / 140	-	-	-
1710066	KP85-6/380/08	592	592	380	8	3,60	2000 / 86	35	-	-
1712219	KP85-5/380/06	490	592	380	6	2,70	1500 / 86	-	-	-
1710067	KP85-3/380/04	287	592	380	4	1,80	1000 / 86	-	-	-
1713028	KP85-6/380/06	592	592	380	6	3,40	3400 / 165	35	2310	E
1713023	KP85-5/380/05	490	592	380	5	2,60	2800 / 165	-	-	-

F8 - ePM1 70% ISO 16890

1711939	KP95-6/635/10	592	592	635	10	7,50	3400 / 125	55	1600	C
1711897	KP95-5/635/08	490	592	635	8	6,00	2800 / 125	-	-	-
1711871	KP95-3/635/05	287	592	635	5	3,80	1700 / 125	-	-	-
1712095	KP95-6/635/08	592	592	635	8	6,00	3400 / 145	55	1950	C
1720817	KP95-5/635/06	490	592	635	6	4,50	2800 / 145	-	-	-
1712096	KP95-3/635/04	287	592	635	4	3,00	1700 / 145	-	-	-
1712093	KP95-6/535/08	592	592	535	8	5,10	3400 / 165	55	2110	D
1702816	KP95-5/535/06	490	592	535	6	3,80	2800 / 165	-	-	-
1712094	KP95-3/535/04	287	592	535	4	2,50	3400 / 165	-	-	-
1712090	KP95-6/380/08	592	592	380	8	3,60	2000 / 101	55	-	-
1712854	KP95-5/380/06	592	592	380	8	2,7	1500 / 101	-	-	-
1712091	KP95-3/380/04	287	592	380	4	1,80	1000 / 101	-	-	-

* ME%: Minimum efficiency ref. to EN779:2012

** Energy Consumption, kWh/year: Calculated according to Eurovent Guideline 4/21-2014

*** Energy class: according to Eurovent RS 4/C/001-2015

APPLICATIONS

Filtration for air treatment units.

ADVANTAGES

- Hi-Tech aerodynamic profile reducing turbulences in the outlet air
- Conical sewn pocket
- Low pressure drop
- Low energy use
- Variant in plastic frame (SECURE) upon request
- Tested for food contact according to CE 1935/2004

GENERAL FEATURES

- Efficiency EN779: F7-F8
- Media: Synthetic
- Frame: Galvanized steel
- Final pressure drop: 450 Pa
- ECO recommended final pressure drop: 250 Pa
- Maximum T° in continuous service: 70°C
- Humidity: 100% RH

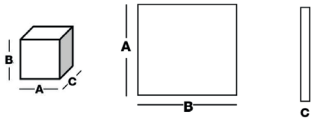



Tip 💡 Synthetic filter new generation meets the EN779: 2012. Ask the VTT or SP test..



BAG FILTERS

SGK - GK



Barcode	Description	Width A (mm)	Height B (mm)	Depth C (mm)	Pocket	Media area (m ²)	Flow rate (m ³ /h)/ Delta P (Pa)	MTE (%) *	Energy cons. (Kwh/an) **	Energy class **
F7 - ePM1 60% ISO 16890										
1722089	SGK85-6/635/08	592	592	635	8	6,0	3400 / 105	56	1200	B
1722090	SGK85-5/635/06	490	592	635	6	4,5	2800 / 105	-	-	-
1722091	SGK85-3/635/04	287	592	635	4	3,0	1700 / 105	-	-	-
F8 - ePM1 65% ISO 16890										
1709387	GK85-6/635/08	592	592	635	8	6	3400 / 115	61	1343	B
1709492	GK85-5/635/06	490	592	635	6	4,5	2800 / 115	-	-	-
1709389	GK85-3/635/04	287	592	635	4	3,0	1700 / 115	-	-	-

* ME%: Minimum efficiency ref. to EN779:2012

** Energy Consumption, kWh/year: Calculated according to Eurovent Guideline 4/21-2014

*** Energy class: according to Eurovent RS 4/C/001-2015



Tip 💡 The 2 in 1 solution ! Whenever a pre-filter protects your pocket, you can directly use our "GK" bag filter, No more pre-filter is needed -> savings on pressure drop, lifetime and workforce..

APPLICATIONS

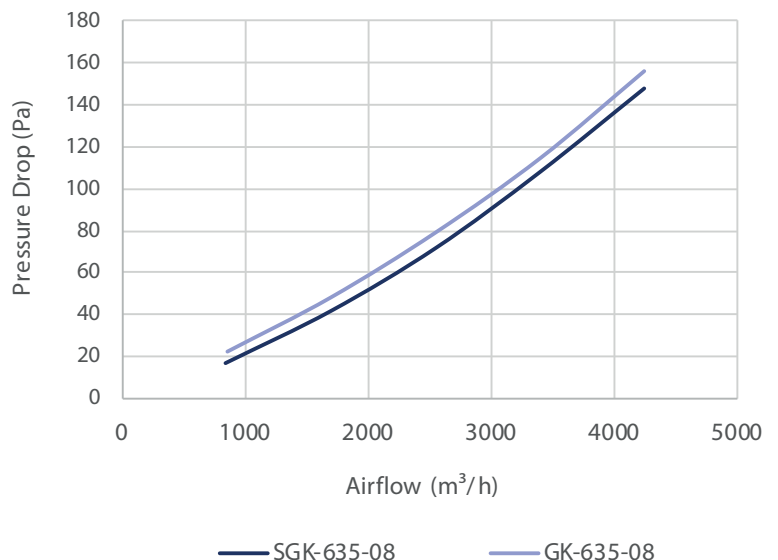
Filtration for air treatment units and preparatory filtration in CLEANROOM applications.

ADVANTAGES

- Control of your filtration costs thanks to the 2 filtration steps in 1
- Allows the removing of primary filters -> reduces the number of interventions and the waste volume
- Outstanding dust holding capacity
- Tested for food contact according to CE 1935/2004


GENERAL FEATURES

- Efficiency EN779: F7
- Media: Synthetic high efficiency (primary filtration) + glassfibre (fine filtration)
- Final pressure drop: 450 Pa
- ECO recommended final pressure drop: 250 Pa
- Maximum T° in continuous service: 70°C
- Humidity: 100% RH



BAG FILTERS

SG



Barcode	Description	Width A (mm)	Height B (mm)	Depth C (mm)	Pocket	Media area (m ²)	Flow rate (m ³ /h)/ Delta P (Pa)	MTE (%) *	Energy cons. (kwh/an) **	Energy class ***
F7 - ePM1 55% ISO 16890										
1712080	SG85-6/635/10	592	592	635	10	7,5	3400 / 74	40	950	A
1712086	SG85-6/635/8	592	592	635	8	6,0	3400 / 75	40	1150	B
1712085	SG85-6/635/6	592	592	635	6	4,50	3400 / 90	40	1225	C
1712084	SG85-6/535/8	592	592	535	8	5,10	3400 / 90	40	1225	C
1712083	SG85-6/535/6	592	592	535	6	3,80	3400 / 95	40	1340	C
1712082	SG85-6/380/8	592	592	380	8	3,60	3400 / 120	40	1765	D
1712081	SG85-6/380/6	592	592	380	6	2,70	3400 / 135	40	2010	D

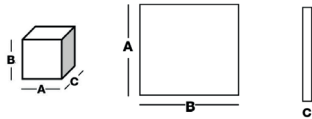
* ME%: Minimum efficiency ref. to EN779:2012

** Energy Consumption, kWh/year: Calculated according to Eurovent Guideline 4/21-2014

*** Energy class: according to Eurovent RS 4/C/001-2015



Tip 💡 Best value for initial pressure drop/energy consumption. Nevertheless, initial efficiency is lower.



APPLICATIONS

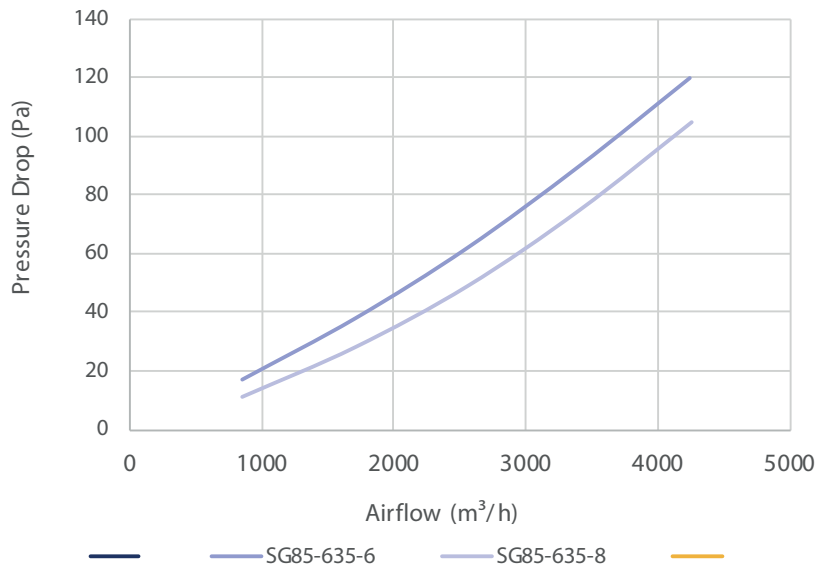
Filtration for air treatment units.

ADVANTAGES

- Hi-Tech aerodynamic profile reducing turbulences in the outlet air
- Conical sewn pocket
- Low pressure drop
- Low energy use
- Variant in plastic frame (SECURE) upon request
- Tested for food contact according to CE 1935/2004

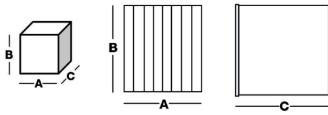
GENERAL FEATURES

- Efficiency EN779: F7
- Media: Fibreglass
- Frame: Galvanized steel
- Final pressure drop: 450 Pa
- ECO recommended final pressure drop: 250 Pa
- Maximum T° in continuous service: 70°C
- Humidity: 100% RH



BAG FILTERS

G



APPLICATIONS

Filtration for air treatment units and preparatory in CLEANROOM applications.

ADVANTAGES

- Hi-Tech aerodynamic profile reducing turbulences in the outlet air
- Conical sewn pocket
- Low pressure drop
- Low energy use
- Variant in plastic frame (SECURE) upon request
- Tested for food contact according to CE 1935/2004

GENERAL FEATURES

- Efficiency EN779: M5-F9
- Media: Fiberglass
- Final pressure drop: 450 Pa
- ECO recommended final pressure drop: 250 Pa
- Maximum T° in continuous service: 70°C
- Humidity: 100% RH

Barcode	Description	Width A (mm)	Height B (mm)	Depth C (mm)	Pocket	Media area (m ²)	Flow rate (m ³ /h)/ Delta P (Pa)	MTE (%) *	Energy cons. (Kwh/an) **	Energy class ***
M5 - ePM10 60% ISO 16890										
1706924	G50-6/635/10	592	592	635	10	7,75	3400 / 47	-	777	C
1706925	G50-5/635/08	490	592	635	8	6,2	2800 / 47	-	-	-
1706926	G50-3/635/05	287	592	635	5	3,87	1700 / 47	-	-	-
1706906	G50-6/635/08	592	592	635	8	6,2	3400 / 40	-	575	A
1706907	G50-5/635/06	490	592	635	6	4,65	2800 / 40	-	-	-
1706908	G50-3/635/04	287	592	635	4	3,1	1700 / 40	-	-	-
1708908	G50-6/635/06	592	592	635	6	4,5	3400 / 58	-	730	C
1703901	G50-5/635/05	490	592	635	5	3,1	2800 / 58	-	-	-
1703902	G50-3/635/03	287	592	635	3	2,3	1700 / 58	-	-	-
1706900	G50-6/535/10	592	592	535	10	6,65	3400 / 53	-	700	C
1706901	G50-5/538/08	490	592	535	8	5,32	2800 / 53	-	-	-
1706902	G50-3/535/05	287	592	535	5	3,32	1700 / 53	-	-	-
1706590	G50-6/535/08	592	592	535	8	5,22	3400 / 55	-	775	C
1706882	G50-5/535/06	490	592	535	6	3,92	2800 / 55	-	-	-
1703170	G50-3/535/04	287	592	535	4	2,61	1700 / 55	-	-	-
1700429	G50-6/380/12	592	592	380	12	5,56	3400 / 60	-	795	C
1700412	G50-5/380/08	490	592	380	8	3,71	2800 / 60	-	-	-
1700382	G50-3/380/06	287	592	380	6	2,78	1700 / 60	-	-	-
M6 - ePM10 65% ISO 16890										
1706289	G65-6/635/12	592	592	635	12	9,03	3400 / 52	-	625	A
1707183	G65-5/635/10	490	592	635	10	6,23	2800 / 52	-	-	-
1706290	G65-3/635/06	287	592	635	6	4,52	1700 / 52	-	-	-
1700547	G65-6/635/10	592	592	635	10	7,50	3400 / 65	-	760	B
1706930	G65-5/635/08	490	592	635	8	5,7	2800 / 65	-	-	-
1710210	G65-3/635/05	287	592	635	5	3,60	1700 / 65	-	-	-
1700549	G65-6/635/08	592	592	635	8	6,0	3400 / 69	-	820	C
1706912	G65-5/635/06	490	592	635	6	4,50	2800 / 69	-	-	-
1706913	G65-3/635/04	287	592	635	4	3,0	1700 / 69	-	-	-
1706817	G65-6/535/10	592	592	535	10	6,30	3400 / 70	-	900	C
1706816	G65-5/535/08	490	592	535	8	5,10	2800 / 70	-	-	-
1700484	G65-3/535/05	287	592	535	5	3,20	1700 / 70	-	-	-
1706886	G65-6/535/08	592	592	535	8	5,10	3400 / 75	-	1100	C
1706887	G65-5/535/06	490	592	535	6	3,80	2800 / 75	-	-	-
1706888	G65-3/535/04	287	592	535	4	2,50	1700 / 75	-	-	-
1704857	G65-6/380/12	592	592	380	12	5,40	3400 / 90	-	1120	C
1705270	G65-5/380/08	490	592	380	8	4,50	2800 / 90	-	-	-
1704858	G65-3/380/06	287	592	380	6	2,70	1700 / 90	-	-	-
F7 - ePM1 65% ISO 16890										
1700697	G85-6/635/10	592	592	635	10	7,50	3400 / 95	60	1135	B
1700664	G85-5/635/08	490	592	635	8	6,0	2800 / 95	-	-	-
1706459	G85-3/635/05	287	592	635	5	3,80	1700 / 95	-	-	-

BAG FILTERS

G

Barcode	Description	Width A (mm)	Height B (mm)	Depth C (mm)	Pocket	Media area (m ²)	Flow rate (m ³ /h)/ Delta P (Pa)	MTE (%) *	Energy cons. (kwh/air) **	Energy class ***
F7 - ePM1 65% ISO 16890										
1704483	G85-6/635/08	592	592	635	8	6,0	3400 / 100	60	1200	B
1700663	G85-5/635/06	490	592	635	6	4,50	2800 / 100	-	-	-
1703903	G85-3/635/04	287	592	635	4	3,0	1700 / 100	-	-	-
1706382	G85-6/535/10	592	592	535	10	6,30	3400 / 100	60	1398	C
1702479	G85-5/535/08	490	592	535	8	5,10	2800 / 100	-	-	-
1700608	G85-3/535/05	287	592	535	5	3,20	1700 / 100	-	-	-
1700691	G85-6/535/08	592	592	535	8	5,10	3400 / 105	60	1600	C
1706892	G85-5/535/06	490	592	535	6	3,80	2800 / 105	-	-	-
1706318	G85-3/535/04	287	592	535	4	2,50	1700 / 105	-	-	-
1700681	G85-6/380/12	592	592	380	12	5,40	3400 / 125	60	2000	D
1705278	G85-5/380/08	490	592	380	8	4,50	2800 / 125	-	-	-
1700603	G85-3/380/06	287	592	380	6	2,70	1700 / 125	-	-	-
F8 - ePM1 75% ISO 16890										
1700821	G95-6/535/08	592	592	535	8	5,10	3400 / 160	76	2100	D
1706896	G95-5/535/06	490	592	535	6	3,80	2800 / 160	-	-	-
1700757	G95-3/535/04	287	592	535	4	2,5	1700 / 160	-	-	-
1700809	G95-6/380/12	592	592	380	12	5,40	3400 / 215	78	2700	D
1709341	G95-5/380/10	490	592	380	10	4,50	2800 / 215	-	-	-
1705283	G95-3/380/06	287	592	380	6	2,70	1700 / 215	-	-	-
F9 - ePM1 85% ISO 16890										
1700828	G95-6/635/10	592	592	635	10	7,50	3400 / 130	78	1600	B
1706934	G95-5/635/08	490	592	635	8	6,0	2800 / 130	-	-	-
1700765	G95-3/635/05	287	592	635	5	3,80	1700 / 130	-	-	-
1700831	G95-6/635/08	592	592	635	8	6,0	3400 / 145	82	2280	C
1706920	G95-5/635/06	490	592	635	6	4,50	2800 / 145	-	-	-
1700764	G95-3/635/04	287	592	635	4	3,0	1700 / 145	-	-	-
1700818	G95-6/535/10	592	592	535	10	6,3	3400 / 150	78	2280	C
1700791	G95-5/535/08	490	592	535	8	5,10	2800 / 150	-	-	-
1700758	G95-3/535/05	287	592	535	5	3,20	1700 / 150	-	-	-
1717422	G98-6/535/08	592	592	535	8	5,10	3400 / 190	82	2550	C
1721473	G98-5/535/06	490	592	535	6	3,8	2800 / 190	-	-	-
1718985	G98-3/535/04	287	592	535	4	2,50	1700 / 190	-	-	-
1717421	G98-6/380/12	592	592	380	12	5,40	3400 / 230	80	3100	D
1721474	G98-5/380/10	490	592	380	10	4,50	2800/230	-	-	-
1706401	G98-3/380/06	287	592	380	6	2,70	1700/230	-	-	-

* ME%: Minimum efficiency ref. to EN779:2012

** Energy Consumption, kWh/year: Calculated according to Eurovent Guideline 4/21-2014

*** Energy class: according to Eurovent RS 4/C/001-2015



Tip All our bag filters offer a particularly low pressure drop thanks to the conical and aerodynamic Pocket.

BAG FILTERS

PFL



Barcode	Description	Width A (mm)	Height B (mm)	Depth C (mm)	Pocket	Media area (m ²)	Flow rate (m ³ /h)/ Delta P (Pa)	MTE (%) *	Energy cons. (Kwh/an) **	Energy class ***
M5 - ePM10 55% ISO16890										
1702126	PFL50-6/600/6	592	592	600	6	4,4	3400 / 45	-	640	A+
1702125	PFL50-5/600/5	490	592	600	5	3,7	2800 / 45	-	-	-
1702124	PFL50-3/600/3	287	592	600	3	2,2	1700 / 45	-	-	-

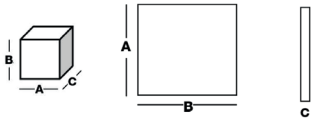
* ME%: Minimum efficiency ref. to EN779:2012

** Energy Consumption, kWh/year: Calculated according to Eurovent Guideline 4/21-2014

*** Energy class: according to Eurovent RS 4/C/001-2015



Tip  The best choice for the automotive industry.



APPLICATIONS

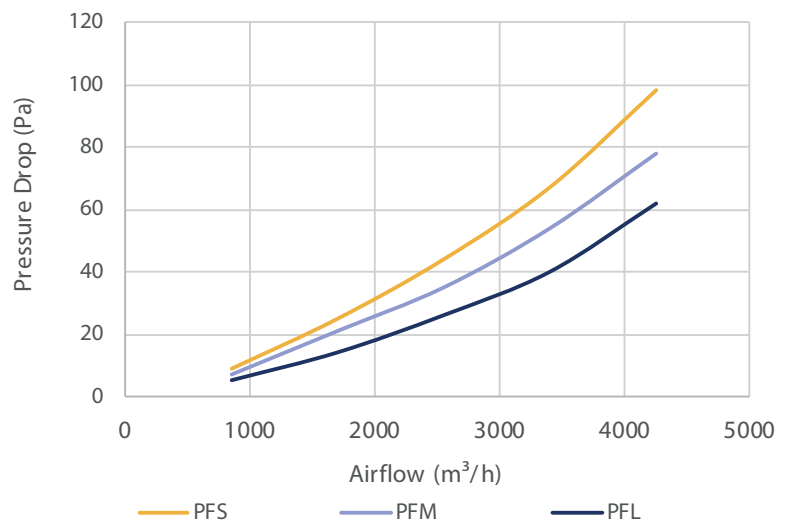
Filter for general ventilation and air conditioning equipment installed in industrial plants, production plants and technical rooms. Also used as pre-filter in supply air units for car paint spray cabins.

ADVANTAGES

- Outstanding dust holding capacity
- Progressive density
- Self-supporting welded pocket -> no dust release
- 100% incinerable
- Mechanical resistance > 3000 Pa
- Reduced costs in energy and maintenance
- Approved for high airflows

GENERAL FEATURES

- Efficiency EN779: M5
- Media: Synthetic
- Frame: Rigid plastic (SECURE)
- Recommended final pressure drop: 250 Pa
- Maximum T° in continuous service: 80°C
- Humidity: 100% RH



BAG FILTERS

PTL



Barcode	Description	Width A (mm)	Height B (mm)	Depth C (mm)	Pocket	Media area (m ²)	Flow rate (m ³ /h)/ Delta P (Pa)	MTE (%) *	Energy cons. (kWh/an) **	Energy class ***
M6 - ePM10 60% ISO16890										
1702143*	PTL65-6/600/8	592	592	600	8	5,9	3400 / 55	-	650	A
1702142*	PTL65-5/600/6	490	592	600	6	4,4	2800 / 55	-	-	-
1702141*	PTL65-3/600/4	287	592	600	4	2,9	1700 / 55	-	-	-

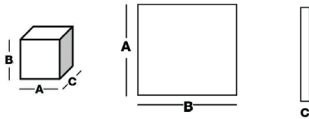
* ME%: Minimum efficiency ref. to EN779:2012

** Energy Consumption, kWh/year: Calculated according to Eurovent Guideline 4/21-2014

*** Energy class: according to Eurovent RS 4/C/001-2015



Tip 💡 The best choice for the automotive industry.



APPLICATIONS

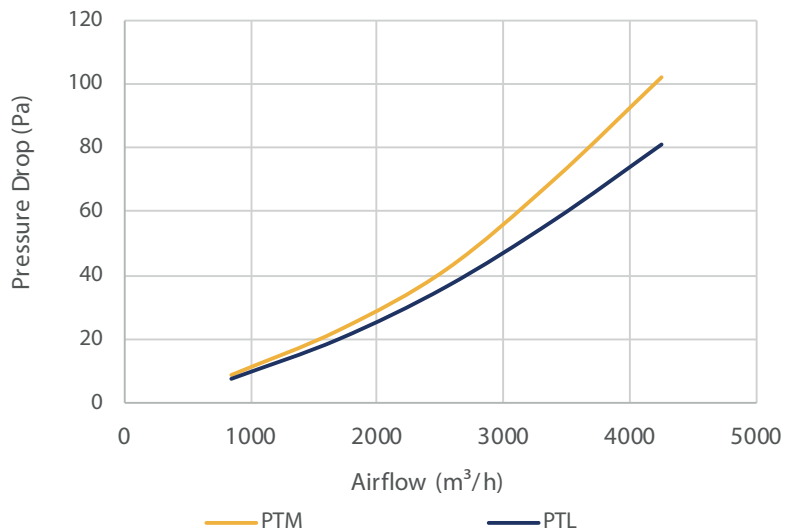
- Gas turbines, powder tower dryers, powder pneumatic transports, centrifugal compressors, offshore platforms
- Spray booth conditioners, chemical labs, drug developers, hospitals, operating suites

ADVANTAGES

- Outstanding dust holding capacity
- Progressive density
- Self-supporting welded pocket -> no dust release
- Incorporated aerodynamic spacer ("Diamond Spacers")
- 100% incinerable
- Mechanical resistance > 3000 Pa
- Reduced costs in energy and maintenance
- Approved for high airflows

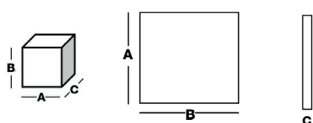
GENERAL FEATURES

- Efficiency EN779: M6-F7
- Media: Synthetic
- Frame: Rigid plastic (SECURE)
- Final pressure drop: 450 Pa
- Maximum T° in continuous service: 80°C
- Humidity: 100% RH
- Gasket: polyurethane Clean Air Side



HIGH EFFICIENCY, RIGID COMPACT FILTERS

FZ MP SC and ES



APPLICATIONS

Filtration for air treatment units equipped with a pre-filter upstream, and air-conditioning units.

ADVANTAGES

- Compact and economic
- High filtration area
- High efficiency
- Tested for food contact according to CE 1935/2004
- Certified for microbial development (ISO 846-VD 6022)

GENERAL FEATURES

- Efficiency EN779:2012: F7
- Media: Mini pleat fiberglass paper
- Frame
 - GA: Galvanized steel
 - PL: Plastic
 - CA: Cardboard
 - Fo: FiberPlast
- Final pressure drop: 450 Pa
- ECO recommended final pressure drop: 250 Pa
- Maximum T° in continuous service: 100°C
- Humidity: 100% RH

Barcode	Description	Width A (mm)	Height B (mm)	Thickness C (mm)	Media area (m ²)	Flow rate (m ³ /h)/ Delta P (Pa)	MTE (%) *	Energy cons. (kwh/an) **	Energy class ***
M6 - ePM10 70% ISO16890									
	FZ MP SC	592	592	47	6	2900 / 73	-	-	-
	FZ MP SC	592	490	47	5	2500 / 73	-	-	-
	FZ MP SC	592	287	47	3	1450 / 73	-	-	-
	FZ MP SC	592	592	97	11	3000 / 73	-	-	-
	FZ MP SC	592	490	97	9	2500 / 73	-	-	-
	FZ MP SC	592	287	97	5,5	1500 / 73	-	-	-
F7 - ePM1 55% ISO16890									
	FZ MP SC	592	592	47	6	2900 / 120	52	-	-
	FZ MP SC	592	490	47	5	2500 / 120	-	-	-
	FZ MP SC	592	287	47	3	1400 / 120	-	-	-
	FZ MP SC	592	592	97	11	3000 / 90	53	-	-
	FZ MP SC	592	490	97	9	2450 / 90	-	-	-
	FZ MP SC	592	287	97	5,5	1500 / 90	-	-	-
F8 - ePM1 70% ISO16890									
	FZ MP SC	592	592	47	6	2900 / 160	71	-	-
	FZ MP SC	592	490	47	5	2500 / 160	-	-	-
	FZ MP SC	592	287	47	3	1450 / 160	-	-	-
	FZ MP SC	592	592	97	11	3000 / 105	72	-	-
	FZ MP SC	592	490	97	9	2450 / 105	-	-	-
	FZ MP SC	592	287	97	5,5	1500 / 105	-	-	-
F9 - ePM1 85% ISO16890									
	FZ MP SC	592	592	47	6	2500 / 150	83	-	-
	FZ MP SC	592	490	47	5	2000 / 150	-	-	-
	FZ MP SC	592	287	47	3	1250 / 150	-	-	-
	FZ MP SC	592	592	97	11	2500 / 100	85	-	-
	FZ MP SC	592	490	97	9	2000 / 100	-	-	-
	FZ MP SC	592	287	97	5,5	1250 / 100	-	-	-
F7 - ePM1 55% ISO16890									
NEW 1	FZ MP ES	592	592	97	-	3400 / 120	50	1400	C

* ME%: Minimum efficiency ref. to EN779:2012

** Energy Consumption, kWh/year: Calculated according to Eurovent Guideline 4/21-2014

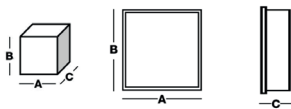

*** Energy class: according to Eurovent RS 4/C/001-2015



Tip 💡 This FiberPSlast frame filter offers a lighter alternative to plastic and galvanized steel frames. Moreover, it is 100% incinerable.

HIGH EFFICIENCY, RIGID COMPACT FILTERS

DCP



Barcode	Description	Width A (mm)	Height B (mm)	Thickness C (mm)	Media area (m ²)	Flow rate (m ³ /h)/ Delta P (Pa)	MTE (%) *	Energy cons. (kWh/an) **	Energy class ***
M6 - ePM10 70% ISO 16890									
2601005	DCP65 SC	592	592	100	12,6	3400 / 90	-	1551	E
F7 - ePM1 55% ISO 16890									
2600891	DCP85 SC	592	592	100	12,6	3400 / 120	54	2451	E
2600913	DCP85 SC	490	592	100	10,4	2850 / 120	-	-	-
2600892	DCP85 SC	287	592	100	6,1	1700 / 120	-	-	-
F8 - ePM1 70% ISO16890									
2601016	DCP95 SC	592	592	100	12,6	3400 / 150	71	3351	E
F9 - ePM1 80% ISO16890									
	DCP98 SC	592	592	100	12,6	3400 / 170	87	3500	D
2600895	DCP98 SC	287	592	100	6,1	1700 / 170	-	-	-

* ME%: Minimum efficiency ref. to EN779:2012

** Energy Consumption, kWh/year: Calculated according to Eurovent Guideline 4/21-2014

*** Energy class: according to Eurovent RS 4/C/001-2015



Tip Compare the filtration area: higher filtration area = longer lifetime

APPLICATIONS

Filtration for air treatment units equipped with a pre-filter upstream, and preparatory filtration in CLEANROOM applications.

ADVANTAGES

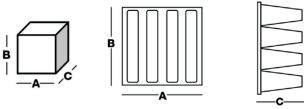

- Compact and economic
- High filtration area
- High efficiency
- Tested for food contact according to CE 1935/2004
- Certified for microbial development (ISO 846-VD 6022)

GENERAL FEATURES

- Efficiency EN779: M6-F9
- Media: Mini pleat fiberglass paper
- Frame: Galvanized or polystyrene (SECURE)
- Sealant: Polyurethane
- Separator: Hot-melt beads
- Final pressure drop: 450 Pa
- ECO recommended final pressure drop: 250 Pa
- Maximum T° in continuous service: 70°C
- Humidity: 100% RH

HIGH EFFICIENCY, RIGID COMPACT FILTERS

RPV



Barcode	Description	Width A (mm)	Height B (mm)	Depth C (mm)	Flow rate (m³/h)/ Delta P (Pa)	MTE (%) *	Energy cons. (Kwh/an) **	Energy class ***
M6 - ePM10 75% ISO 16890								
3800121	RPV65-6	592	592	292	3400 / 67	-	998	C
3800118	RPV65-5	592	490	292	2850 / 67	-	-	-
3800115	RPV65-3	592	287	292	1700 / 67	-	-	-
F7 - ePM1 55% ISO 16890								
3800122	RPV85-6	592	592	292	3400 / 95	53	1104	B
3800119	RPV85-5	592	490	292	2850 / 95	-	-	-
3800116	RPV85-3	592	287	292	1700 / 95	-	-	-
F8 - ePM1 70% ISO 16890								
3800123	RPV95-6	592	592	292	3400 / 115	60	1465	B
3800120	RPV95-5	592	490	292	2850 / 115	-	-	-
3800117	RPV95-3	592	287	292	1700 / 115	-	-	-
F9 - ePM1 80% ISO 16890								
3800214	RPV98-6	592	592	292	3400 / 145	80	1900	B
3800212	RPV98-5	592	490	292	2850 / 145	-	-	-
3800213	RPV98-3	592	287	292	1700 / 145	-	-	-

* ME%: Minimum efficiency ref. to EN779:2012

** Energy Consumption, kWh/year: Calculated according to Eurovent Guideline 4/21-2014

*** Energy class: according to Eurovent RS 4/C/001-2015

APPLICATIONS

Filtration for air treatment units equipped with a pre-filter upstream, and preparatory filtration in CLEANROOM applications.

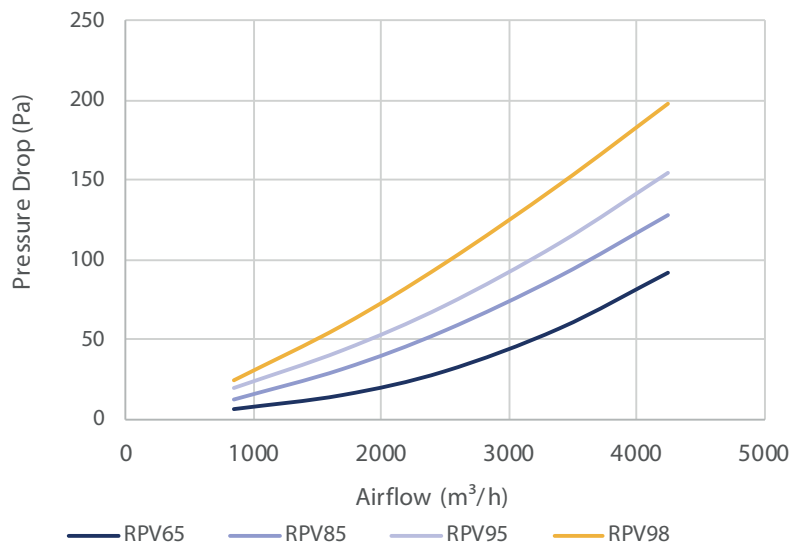
ADVANTAGES

- Compact and economic
- High filtration area
- High efficiency
- Tested for food contact according to CE 1935/2004
- Certified for microbial development (ISO 846-VD 6022)

GENERAL FEATURES

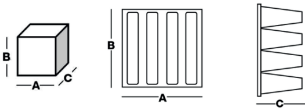

- Efficiency EN779: M6-F9
- Media: Mini pleat fiberglass paper
- Frame: Plastic
- Sealant: Polyurethane
- Separator: Hot-melt beads
- Final pressure drop: 450 Pa
- ECO recommended final pressure drop: 250 Pa
- Maximum T° in continuous service: 70°C
- Humidity: 100% RH

Tip Ask for VTT tests and compare our filters' performances



HIGH EFFICIENCY, RIGID COMPACT FILTERS

RPV SC



Barcode	Description	Width A (mm)	Height B (mm)	Depth C (mm)	Media area (m ²)	Flow rate (m ³ /h)/ Delta P (Pa)	MTE (%) *	Energy cons. (Kwh/an) **	Flow rate (m ³ /h)/ Delta P (Pa)	Energy class ***
---------	-------------	--------------	---------------	--------------	------------------------------	--	-----------	--------------------------	--	------------------

M6 - ePM10 75% ISO 16890

3800093	RPV65-6SC	592	592	292	18	3400 / 62	-	800	4250 / 98	B
3800092	RPV65-5SC	592	490	292	15	2800 / 62	-	-	3500 / 98	-
3800091	RPV65-3SC	592	287	292	9	1700 / 62	-	-	2125 / 98	-

F7 - ePM1 55% ISO 16890

3800094	RPV85-6SC	592	592	292	18	3400 / 73	53	950	4250 / 114	A
3800095	RPV85-5SC	592	490	292	15	2800 / 73	-	-	3500 / 114	-
3800096	RPV85-3SC	592	287	292	9	1700 / 73	-	-	2125 / 114	-

F8 - ePM1 70% ISO 16890

3800085	RPV95-6SC	592	592	292	18	3400 / 87	60	1104	4250 / 126	A
3800086	RPV95-5SC	592	490	292	15	2800 / 87	-	-	3500 / 126	-
3800087	RPV95-3SC	592	287	292	9	1700 / 87	-	-	2125 / 126	-

F9 - ePM1 80% ISO 16890

3800100	RPV98-6SC	592	592	292	18	3400 / 112	80	1406	4250 / 156	A
3800067	RPV98-5SC	592	490	292	15	2800 / 112	-	-	3500 / 156	-
3800099	RPV98-3SC	592	287	292	9	1700 / 112	-	-	2125 / 156	-

* ME%: Minimum efficiency ref. to EN779:2012

** Energy Consumption, kWh/year: Calculated according to Eurovent Guideline 4/21-2014

*** Energy class: according to Eurovent RS 4/C/001-2015



APPLICATIONS

Filtration for air treatment units equipped with a pre-filter upstream, and preparatory filtration in CLEANROOM applications.

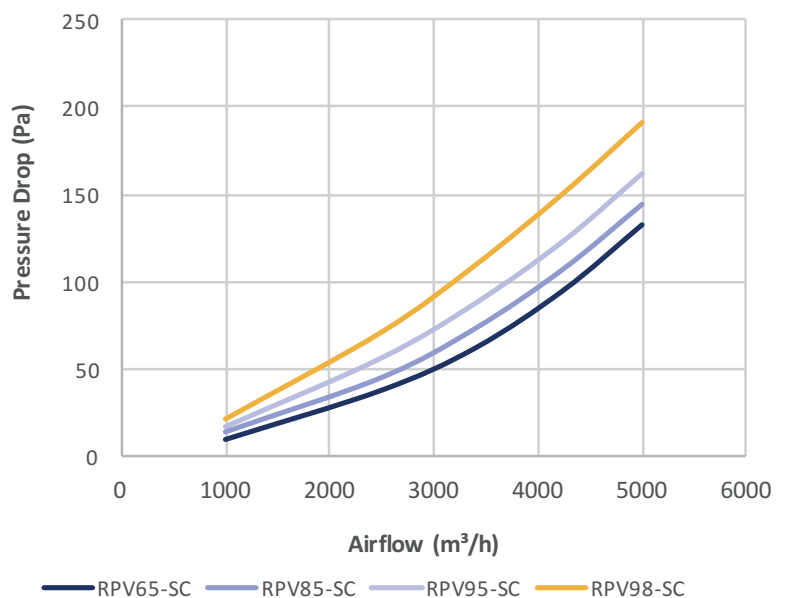
ADVANTAGES

- Compact and economic
- High filtration area
- High efficiency
- Tested for food contact according to CE 1935/2004
- Certified for microbial development (ISO 846-VD 6022)

GENERAL FEATURES


- Efficiency EN779: M6-F9
- Media: Mini pleat fiberglass paper
- Frame: Plastic
- Sealant: Polyurethane
- Separator: Hot-melt beads
- Final pressure drop: 450 Pa
- ECO recommended final pressure drop: 250 Pa
- Maximum T° in continuous service: 70°C
- Humidity: 100% RH

Tip Ask for VTT tests and compare our filters' performances.



HIGH EFFICIENCY, RIGID COMPACT FILTERS

RPV ES



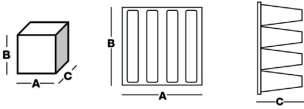
A+

Barcode	Description	Width A (mm)	Height B (mm)	Depth C (mm)	Media area (m ²)	Flow rate (m ³ /h)/ Delta P (Pa)	MTE (%) *	Energy cons. (Kwh/an) **	Energy class ***
F7 - ePM1 55% ISO 16890									
3800641	RPV85-6 ES	592	592	292	20	3400 / 73	38	794	A+
3800642	RPV85-5 ES	592	490	292	16	2800 / 73	-	-	-
3800640	RPV85-3 ES	592	287	592	10	1700 / 73	-	-	-
F8 - ePM1 70% ISO 16890									
3800619	RPV95-6 ES	592	592	292	20	3400 / 80	57	956	A+
3800643	RPV95-5 ES	592	490	292	16	2800 / 80	-	-	-
3800618	RPV95-3 ES	592	287	292	10	1700 / 80	-	-	-
F9 - ePM1 80% ISO 16890									
3800621	RPV98-6 ES	592	592	292	20	3400 / 96	75	1196	A+
3800644	RPV98-5 ES	592	490	292	16	2800 / 96	-	-	-
3800620	RPV98-3 ES	592	287	292	10	1700 / 96	-	-	-

* ME%: Minimum efficiency ref. to EN779:2012

** Energy Consumption, kWh/year: Calculated according to Eurovent Guideline 4/21-2014

*** Energy class: according to Eurovent RS 4/C/001-2015



Tip 💡 Our RPV ES will enable you to achieve high energy savings,

APPLICATIONS

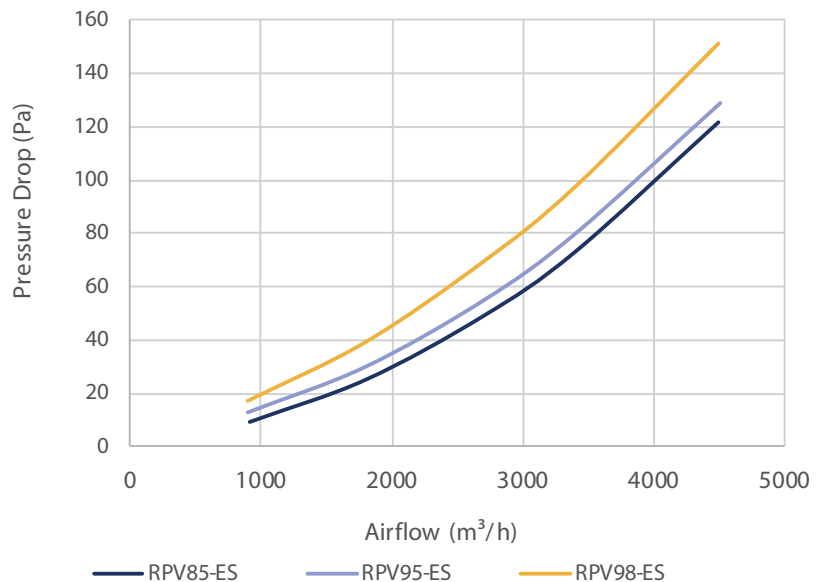
Filtration for air treatment unit, and filtration in CLEANROOM applications.

ADVANTAGES

- Compact and economic
- High filtration area
- High efficiency
- Tested for food contact according to CE 1935/2004
- Certified for microbial development (ISO 846-VD 6022)

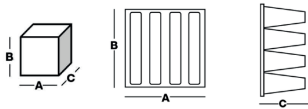
GENERAL FEATURES

- Efficiency EN779:2012: F8-F9
- Media: Mini pleat fiberglass paper
- Frame: Plastic
- Sealant: Polyurethane
- Separator: Hot-melt beads
- Final pressure drop: 450 Pa
- ECO recommended final pressure drop: 250 Pa
- Maximum T° in continuous service: 70°C
- Humidity: 100% RH



HIGH EFFICIENCY, RIGID COMPACT FILTERS

RPV XL



Barcode	Description	Width A (mm)	Height B (mm)	Depth C (mm)	Media area (m ²)	Flow rate (m ³ /h)/ Delta P (Pa)	MTE (%) *	Energy cons. (Kwh/an) **
M6 - ePM10 75% ISO 16890								
3800525	RPV65-6XL	592	592	440	32	4250 / 85	-	720
3800522	RPV65-5XL	592	490	440	27	3500 / 85	-	-
3800519	RPV65-3XL	592	287	440	16	2125 / 85	-	-
F7 - ePM1 55% ISO 16890								
3800463	RPV85-6XL	592	592	440	32	4250 / 100	55	793
3800523	RPV85-5XL	592	490	440	27	3500 / 100	-	-
3800520	RPV85-3XL	592	287	440	16	2125 / 100	-	-
F8 - ePM1 70% ISO 16890								
3800475	RPV95-6XL	592	592	440	32	4250 / 110	64	1100
3800524	RPV95-5XL	592	490	440	27	3500 / 110	-	-
3800521	RPV95-3XL	592	287	440	16	2125 / 110	-	-
F9 - ePM1 80% ISO 16890								
3800459	RPV98-6XL	592	592	440	32	4250 / 135	77	1200
3800458	RPV98-5XL	592	490	440	27	3500 / 135	-	-
3800457	RPV98-3XL	592	287	440	16	2125 / 135	-	-

* ME%: Minimum efficiency ref. to EN779:2012

** Energy Consumption, kWh/year: Calculated according to Eurovent Guideline 4/21-2014



APPLICATIONS

- Used in gas turbine
- Terminal filtration in air treatment units

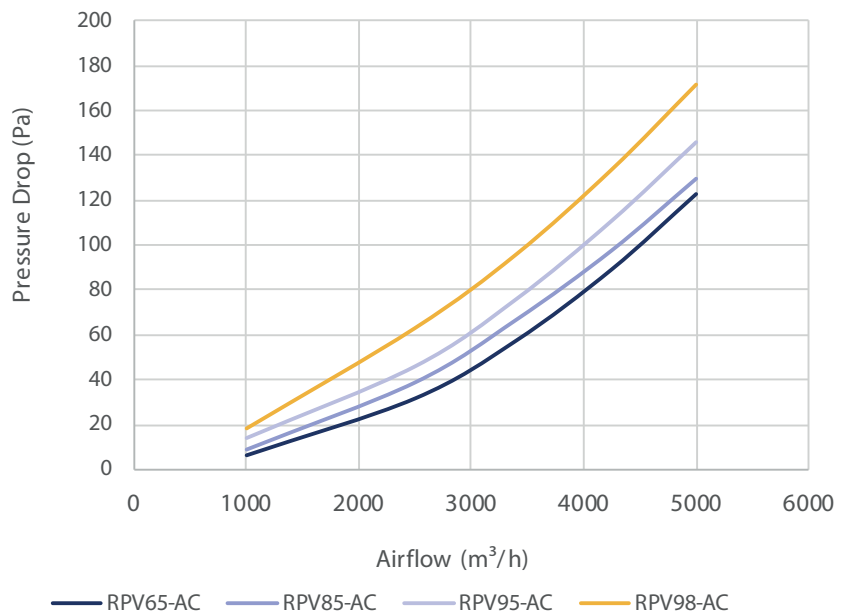
ADVANTAGES

- Compact and economic
- High filtration area
- High efficiency
- Tested for food contact according to CE 1935/2004
- Certified for microbial development (ISO 846-VD 6022)

GENERAL FEATURES


- Efficiency EN779: M6-F9
- Media: Mini pleat fiberglass paper
- Frame: Plastic
- Sealant: Polyurethane
- Separator: Hot-melt beads
- Final pressure drop: 600 Pa
- Maximum T° in continuous service: 70°C
- Humidity: 100% RH

Tip 💡 The best solution in terms of economy (consumption and energy efficiency)



HIGH TEMPERATURE FILTERS

HE-PP HT



Barcode	Description	Width A (mm)	Height B (mm)	Depth C (mm)	Media area (m ²)	Flow rate (m ³ /h)/ Delta P (Pa)	MTE (%) *	Energy cons. (Kwh/an) **	Energy class ***
M6 - ePM10 70% ISO 16890									
2600246	HE-PP65G-HT	610	610	292	12,4	4250 / 130	-	-	-
2600245	HE-PP65G-HT	305	610	292	6	2125 / 130	-	-	-
2600637	HE-PP65G-HT	592	592	292	9	3400 / 110	-	2000	E
2600263	HE-PP65G-HT	287	592	292	4,5	1700 / 110	-	-	-
F8 - ePM1 70% ISO 16890									
2600252	HE-PP95G-HT	610	610	292	12,4	4250 / 160	-	-	-
2600251	HE-PP95G-HT	305	610	292	6	2125 / 160	-	-	-
2600639	HE-PP95G-HT	592	592	292	9	3400 / 150	65	1850	C
2600265	HE-PP95G-HT	287	592	292	4,5	1700 / 150	-	-	-

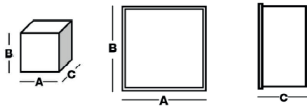
* ME%: Minimum efficiency ref. to EN779:2012

** Energy Consumption, kWh/year: Calculated according to Eurovent Guideline 4/21-2014

*** Energy class: according to Eurovent RS 4/C/001-2015



Tip Always position the spacers vertically!



APPLICATIONS

- Automotive industry and related component manufacturers
- Installations like Eisenmann, Dürr, Geico, etc.
- For use in filtration steps requiring a high temperature resistance
- For use in drying ovens, drying units or near heating units (make-up type)



ADVANTAGES

- Silicone free (approved by a large number of car manufacturers)
- High filtration area
- High efficiency
- Strong and high-finished execution

GENERAL FEATURES

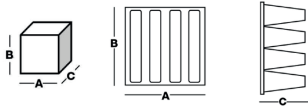

- Efficiency EN779: M6-F8
- Media: Deep pleat fiberglass paper
- Frame: Galvanized steel
- Sealant: Dynamic
- Separator: Aluminium
- Grids: Holding and protection on both air sides
- Final pressure drop: 450 Pa

ABSOLUTE FILTERS E10-U15



ABSOLUTE FILTERS

RPV HEPA



Barcode	Description	Width A (mm)	Height B (mm)	Depth C (mm)	Media area (m ²)	Flow rate (m ³ /h)/ Delta P (Pa)
E10						
3800001	RPV100-6	592	592	292	19	3400 / 170
3800274	RPV100-5	592	490	292	15	2850 / 170
E11						
3800284	RPV110-6	592	592	292	19	3400 / 200
3800275	RPV110-5	592	490	292	15	2850 / 200
3800283	RPV110-3	592	287	292	9	1700 / 200
E12						
3800278	RPV120-6	592	592	292	19	2500 / 240
3800277	RPV120-5	592	490	292	15	2085 / 240
3800276	RPV120-3	592	287	292	9	1250 / 240
H13						
3800181	RPV130-6	592	592	292	19	2500 / 280
3800279	RPV130-5	592	490	292	15	2085 / 280
3800176	RPV130-3	592	287	292	9	1250 / 280



Tip 💡 The lifetime of an air filter is not proportional to its filtration area in use; it's more than that: choose a model with 50% filtration Media area more and you'll increase its lifetime of 100% !

APPLICATIONS

Terminal filtration in air treatment units for CLEANROOM applications.

ADVANTAGES

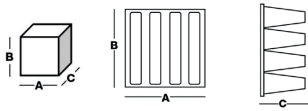
- Compact and economic
- High filtration area
- High efficiency
- Individual leak test on 0,3µm at 0,45 m/s according to DIN 24.184 standard (from H13)
- MPPS individual efficiency test on 12µm at 0,45 m/s (scanning test) according to EN1822 standard
- Individual test delivered with the filter (from H13)
- Double labeling for traceability (from H13)
- Tested for food contact according to CE 1935/2004
- Certified for microbial development (ISO 846-VD 6022)

GENERAL FEATURES

- Efficiency EN1822: E10-H13
- Media: Mini pleat fiberglass paper
- Frame: Polystyrene (SECURE)
- Sealant: Polyurethane
- Separator: Hot-melt beads
- Final pressure drop: 600 Pa
- Maximum T° in continuous service: 70°C
- Humidity: 70-80% RH

ABSOLUTE FILTERS

RPV HEPA XL et XXL



Barcode	Description	Width A (mm)	Height B (mm)	Depth C (mm)	Media area (m ²)	Flow rate (m ³ /h)/ Delta P (Pa)	Energy class ***
E10							
3800456	RPV100-6XL	592	592	440	32	5000 / 160	A
3800455	RPV100-5XL	592	490	440	27	4200 / 160	A
3800454	RPV100-3XL	592	287	440	16	2500 / 160	A
E12							
3800605	RPV120-6XL	592	592	440	32	3400 / 250	A
E10							
3800623	RPV100-6XXL	592	592	600	48	3400 / 95	-
E12							
3800624	RPV120-6XXL	592	592	600	48	3400 / 155	-



*** Energy class: according to Eurovent RS 4/C/001-2015



Tip  The best solution for your filtration costs (energy consumption & efficiency).

APPLICATIONS

Terminal filtration in air treatment units for CLEANROOM applications.

ADVANTAGES

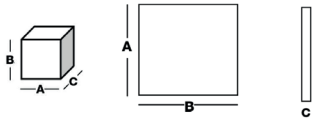

- Compact and economic
- High filtration area
- High efficiency
- Individual leak test on 0,3µm at 0,45 m/s according to DIN
- 24.184 standard (from H13)
- MPPS individual efficiency test on 12µm at 0,45 m/s (scanning test) according to EN1822 standard
- Individual test delivered with the filter (from H13)
- Double labeling for traceability (from E10)
- Tested for food contact according to CE 1935/2004
- Certified for microbial development (ISO 846-VD 6022)

GENERAL FEATURES

- Efficiency EN1822: E12
- Media: Mini pleat fiberglass paper
- Frame:
 - Plastic (SECURE) for RPV XL
 - Aluminium for RPV XXL
- Sealant: Polyurethane
- Separator: Hot-melt beads
- Final pressure drop: 600 Pa
- Maximum T° in continuous service: 80°C
- Humidity: 70-80% RH

ABSOLUTE FILTERS

THE-LA-69 MM



Barcode	Description	Width A (mm)	Height B (mm)	Thickness C (mm)	Pleat pack	Media area (m ²)	Flow rate (m ³ /h)/ Delta P (Pa)
E10							
1900149	THE-LA100A	305	305	69	50	2,6	150 / 50
1900151	THE-LA100A	305	610	69	50	5,2	300 / 50
1900154	THE-LA100A	457	457	69	50	5,8	335 / 50
1900155	THE-LA100A	457	610	69	50	7,8	450 / 50
1900156	THE-LA100A	610	610	69	50	10,4	600 / 50
1900157	THE-LA100A	610	762	69	50	13	750 / 50
1900158	THE-LA100A	610	915	69	50	15,6	900 / 50
1900159	THE-LA100A	610	1220	69	50	20,8	1200 / 50
1900160	THE-LA100A	610	1525	69	50	26	1500 / 50
1900161	THE-LA100A	610	1830	69	50	31,2	1800 / 50
1900162	THE-LA100A	762	762	69	50	16,2	935 / 50
1900167	THE-LA100A	915	915	69	50	23,4	1350 / 50
1900168	THE-LA100A	915	1220	69	50	31,2	1800 / 50
H13							
1900172	THE-LA130A	305	305	69	50	2,6	150 / 110
1900174	THE-LA130A	305	610	69	50	5,2	300 / 110
1900177	THE-LA130A	457	457	69	50	5,8	335 / 110
1900178	THE-LA130A	457	610	69	50	7,8	450 / 110
1900179	THE-LA130A	610	610	69	50	10,4	600 / 110
1900180	THE-LA130A	610	762	69	50	13	750 / 110
1900181	THE-LA130A	610	915	69	50	15,6	900 / 110
1900182	THE-LA130A	610	1220	69	50	20,8	1200 / 110
1900183	THE-LA130A	610	1525	69	50	26	1500 / 110
1900184	THE-LA130A	610	1830	69	50	31,2	1800 / 110
1900185	THE-LA130A	762	762	69	50	16,2	935 / 110
1900190	THE-LA130A	915	915	69	50	23,4	1350 / 110
1900191	THE-LA130A	915	1220	69	50	31,2	1800 / 110

APPLICATIONS

Terminal filtration for
CLEANROOM applications.

ADVANTAGES

- High airflow
- Very low pressure drop
- Individual leak test on 0,3 µm at 0,45 m/s according to DIN 24.184 standard (from H13)
- MPPS individual efficiency test on 0,12 µm at 0,45 m/s (scanning test) according to EN1822 standard
- Individual scanning test delivered with the filter
- Double labeling for traceability
- Tested for food contact according to CE 1935/2004
- Certified for microbial development (ISO 846-VD 6022)


GENERAL FEATURES

- Efficiency EN1822: E10-U15
- Media: Mini pleat micro-fiberglass paper
- Frame: Extruded anodized aluminium
- Sealant: Polyurethane
- Separator: Continuous thermoplastic beads
- Gasket: Half-round monobloc polyurethane
- Grids: Painted epoxy (upstream and downstream)
- Final pressure drop: 600 Pa
- Maximum T° in continuous service: 80°C
- Humidity: 70-80% RH

ABSOLUTE FILTERS

THE-LA-69 MM

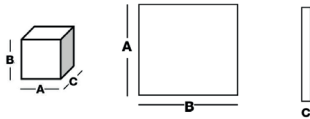

Barcode	Description	Width A (mm)	Height B (mm)	Thickness C (mm)	Pleat pack	Media area (m ²)	Flow rate (m ³ /h)/ Delta P (Pa)
H14							
1900195	THE-LA140A	305	305	69	50	2,6	150 / 120
1900197	THE-LA140A	305	610	69	50	5,2	300 / 120
1900200	THE-LA140A	457	457	69	50	5,8	335 / 120
1900201	THE-LA140A	457	610	69	50	7,8	450 / 120
1900137	THE-LA140A	610	610	69	50	10,4	600 / 120
1900202	THE-LA140A	610	762	69	50	13	750 / 120
1900203	THE-LA140A	610	915	69	50	15,6	900 / 120
1900140	THE-LA140A	610	1220	69	50	20,8	1200 / 120
1900204	THE-LA140A	610	1525	69	50	26	1500 / 120
1900205	THE-LA140A	610	1830	69	50	31,2	1800 / 120
1900206	THE-LA140A	762	762	69	50	16,2	935 / 120
1900211	THE-LA140A	915	915	69	50	23,4	1350 / 120
1900212	THE-LA140A	915	1220	69	50	31,2	1800 / 120
1904477	THE-LA140A	1140	1140	69	50	39	2300 / 120
U15							
1900992	THE-LA150A	305	305	69	50	2,6	150 / 140
1900963	THE-LA150A	305	610	69	50	5,2	300 / 140
1901324	THE-LA150A	457	457	69	50	5,8	335 / 140
1901325	THE-LA150A	457	610	69	50	7,8	450 / 140
1900930	THE-LA150A	610	610	69	50	10,4	600 / 140
1901066	THE-LA150A	610	762	69	50	13	750 / 140
1900931	THE-LA150A	610	915	69	50	15,6	900 / 140
1900929	THE-LA150A	610	1220	69	50	20,8	1200 / 140
1901067	THE-LA150A	610	1525	69	50	26	1500 / 140
1901068	THE-LA150A	610	1830	69	50	31,2	1800 / 140
1901332	THE-LA150A	762	762	69	50	16,2	935 / 140
1901072	THE-LA150A	915	915	69	50	23,4	1350 / 140
1901333	THE-LA150A	915	1220	69	50	31,2	1800 / 140

Tip  The lifetime of an air filter is not proportional to its filtration area in use; it's more than that: choose a model with 50% filtration Media area more and you'll increase its lifetime of 100% !

EN 1822
CERTIFIED

ABSOLUTE FILTERS

THE-LA-78 MM



Barcode	Description	Width A (mm)	Height B (mm)	Thickness C (mm)	Pleat pack	Media area (m ²)	Flow rate (m ³ /h) / Delta P (Pa)
E10							
1900670	THE-LA100A	305	305	78	50	2,6	150 / 50
1900674	THE-LA100A	305	610	78	50	5,2	300 / 50
1900687	THE-LA100A	457	457	78	50	5,8	335 / 50
1900692	THE-LA100A	457	610	78	50	7,8	450 / 50
1900680	THE-LA100A	610	610	78	50	10,4	600 / 50
1900685	THE-LA100A	610	762	78	50	13	750 / 50
1900694	THE-LA100A	610	915	78	50	15,6	900 / 50
1900696	THE-LA100A	610	1220	78	50	20,8	1200 / 50
1900698	THE-LA100A	610	1525	78	50	26	1500 / 50
1900700	THE-LA100A	610	1830	78	50	31,2	1800 / 50
1900702	THE-LA100A	762	762	78	50	16,2	935 / 50
1900712	THE-LA100A	915	915	78	50	23,4	1350 / 50
1900714	THE-LA100A	915	1220	78	50	31,2	1800 / 50
H13							
1900725	THE-LA130A	305	305	78	50	2,6	150 / 110
1900729	THE-LA130A	305	610	78	50	5,2	300 / 110
1900741	THE-LA130A	457	457	78	50	5,8	335 / 110
1900746	THE-LA130A	457	610	78	50	7,8	450 / 110
1900326	THE-LA130A	610	610	78	50	10,4	600 / 110
1900739	THE-LA130A	610	762	78	50	13	750 / 110
1900748	THE-LA130A	610	915	78	50	15,6	900 / 110
1900754	THE-LA130A	610	1830	78	50	31,2	1800 / 110
1900756	THE-LA130A	762	762	78	50	16,2	935 / 110
1900766	THE-LA130A	915	915	78	50	23,4	1350 / 110
1900768	THE-LA130A	915	1220	78	50	31,2	1800 / 110

APPLICATIONS

Terminal filtration for CLEANROOM applications.

ADVANTAGES

- High airflow
- Very low pressure drop
- Individual leak test on 0,3 µm at 0,45 m/s according to DIN 24.184 standard
- MPPS individual efficiency test on 0,12 µm at 0,45 m/s (scanning test) according to EN1822 standard
- Individual scanning test delivered with the filter
- Double labeling for traceability
- Tested for food contact according to CE 1935/2004
- Certified for microbial development (ISO 846-VD 6022)

GENERAL FEATURES

- Efficiency EN1822: E10-U15
- Media: Mini pleat micro-fiberglass paper
- Frame: Extruded anodized aluminium
- Sealant: Polyurethane
- Separator: Continuous thermoplastic beads
- Gasket: Half-round monobloc polyurethane
- Grids: Painted epoxy (upstream and downstream)
- Final pressure drop: 600 Pa
- Maximum T° in continuous service: 80°C
- Humidity: 70-80% RH

ABSOLUTE FILTERS

THE-LA-78 MM

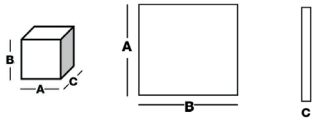

Barcode	Description	Width A (mm)	Height B (mm)	Thickness C (mm)	Pleat pack	Media area (m ²)	Flow rate (m ³ /h) / Delta P (Pa)
H14							
1900779	THE-LA140A	305	305	78	50	2,6	150 / 120
1900783	THE-LA140A	305	610	78	50	5,2	300 / 120
1900795	THE-LA140A	457	457	78	50	5,8	335 / 120
1900800	THE-LA140A	457	610	78	50	7,8	450 / 120
1900640	THE-LA140A	610	610	78	50	10,4	600 / 120
1900793	THE-LA140A	610	762	78	50	13	750 / 120
1900802	THE-LA140A	610	915	78	50	15,6	900 / 120
1900804	THE-LA140A	610	1220	78	50	20,8	1200 / 120
1900806	THE-LA140A	610	1525	78	50	26	1500 / 120
1900808	THE-LA140A	610	1830	78	50	31,2	1800 / 120
1900810	THE-LA140A	762	762	78	50	16,2	935 / 120
1900819	THE-LA140A	915	915	78	50	23,4	1350 / 120
1900002	THE-LA140A	915	1220	78	50	31,2	1800 / 120
U15							
1901361	THE-LA150A	305	305	78	50	2,6	305 / 140
1901388	THE-LA150A	305	610	78	50	5,2	300 / 140
1901364	THE-LA150A	457	457	78	50	5,8	335 / 140
1901365	THE-LA150A	457	610	78	50	7,8	450 / 140
1901389	THE-LA150A	610	610	78	50	10,4	600 / 140
1901367	THE-LA150A	610	762	78	50	13	750 / 140
1901368	THE-LA150A	610	915	78	50	15,6	900 / 140
1901369	THE-LA150A	610	1220	78	50	20,8	1200 / 140
1901370	THE-LA150A	610	1525	78	50	26	1500 / 140
1901371	THE-LA150A	610	1830	78	50	31,2	1800 / 140
1901372	THE-LA150A	762	762	78	50	16,2	935 / 140
1901377	THE-LA150A	915	915	78	50	23,4	1350 / 140
1901378	THE-LA150A	915	1220	78	50	31,2	1800 / 140



Tip 💡 The lifetime of an air filter is not proportional to its filtration area in use; it's more than that: choose a model with 50% filtration Media area more and you'll increase its lifetime of 100% !

ABSOLUTE FILTERS

THE-LA-89 MM



Barcode	Description	Width A (mm)	Height B (mm)	Thickness C (mm)	Pleat pack	Media area (m ²)	Flow rate (m ³ /h)/ Delta P (Pa)
E10							
1900671	THE-LA100A	305	305	89	75	3,1	150 / 35
1900675	THE-LA100A	305	610	89	75	6,2	300 / 35
1900688	THE-LA100A	457	457	89	75	7,0	335 / 35
1900693	THE-LA100A	457	610	89	75	9,4	450 / 35
1900681	THE-LA100A	610	610	89	75	12,5	600 / 35
1900686	THE-LA100A	610	762	89	75	15,6	750 / 35
1900695	THE-LA100A	610	915	89	75	18,7	900 / 35
1900697	THE-LA100A	610	1220	89	75	25	1200 / 35
1900701	THE-LA100A	610	1830	89	75	37,5	1800 / 35
1900703	THE-LA100A	762	762	89	75	19,5	935 / 35
1900713	THE-LA100A	915	915	89	75	28,1	1350 / 35
1900715	THE-LA100A	915	1220	89	75	37,5	1800 / 35
H13							
1900726	THE-LA130A	305	305	89	75	3,1	150 / 90
1900730	THE-LA130A	305	610	89	75	6,2	300 / 90
1900742	THE-LA130A	457	457	89	75	7,0	335 / 90
1900747	THE-LA130A	457	610	89	75	9,4	450 / 90
1900735	THE-LA130A	610	610	89	75	12,5	600 / 90
1900740	THE-LA130A	610	762	89	75	15,6	750 / 90
1900749	THE-LA130A	610	915	89	75	18,7	900 / 90
1900751	THE-LA130A	610	1220	89	75	25	1200 / 90
1900755	THE-LA130A	610	1830	89	75	37,5	1800 / 90
1900757	THE-LA130A	762	762	89	75	19,5	935 / 90
1900767	THE-LA130A	915	915	89	75	28,1	1350 / 90
1900769	THE-LA130A	915	1220	89	75	37,5	1800 / 90

APPLICATIONS

Terminal filtration for CLEANROOM applications.

ADVANTAGES

- High airflow
- Very low pressure drop
- Individual leak test on 0,3 µm at 0,45 m/s according to DIN 24.184 standard (from H13)
- MPPS individual efficiency test on 0,12 µm at 0,45 m/s (scanning test) according to EN1822 standard
- Individual scanning test delivered with the filter (from H13)
- Double labeling for traceability
- Tested for food contact according to CE 1935/2004
- Certified for microbial development (ISO 846-VD 6022)

GENERAL FEATURES


- Efficiency EN1822: E10-U15
- Media: Mini pleat micro-fiberglass paper
- Frame: Extruded anodized aluminium
- Sealant: Polyurethane
- Separator: Continuous thermoplastic beads
- Gasket: Half-round monobloc polyurethane
- Grids: Painted epoxy (upstream and downstream)
- Maximum T° in continuous service: 80°C
- Humidity: 70-80% RH

ABSOLUTE FILTERS

THE-LA-89 MM

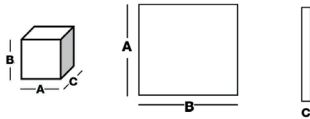

Barcode	Description	Width A (mm)	Height B (mm)	Thickness C (mm)	Pleat pack	Media area (m ²)	Flow rate (m ³ /h)/ Delta P (Pa)
H14							
1900780	THE-LA140A	305	305	89	75	3,1	150 / 100
1900784	THE-LA140A	305	610	89	75	6,2	300 / 100
1900796	THE-LA140A	457	457	89	75	7	335 / 100
1900801	THE-LA140A	457	610	89	75	9,4	450 / 100
1900789	THE-LA140A	610	610	89	75	12,5	600 / 100
1900794	THE-LA140A	610	762	89	75	15,6	750 / 100
1900803	THE-LA140A	610	915	89	75	18,7	900 / 100
1900805	THE-LA140A	610	1220	89	75	25	1200 / 100
1900809	THE-LA140A	610	1830	89	75	37,5	1800 / 100
1900811	THE-LA140A	762	762	89	75	19,5	935 / 100
1900820	THE-LA140A	915	915	89	75	28,1	1350 / 100
1900821	THE-LA140A	915	1220	89	75	37,5	1800 / 100
U15							
1902071	THE-LA150A	305	305	89	75	3,1	150 / 120
1900924	THE-LA150A	305	610	89	75	6,2	300 / 120
1902074	THE-LA150A	457	457	89	75	7,0	335 / 120
1902075	THE-LA150A	457	610	89	75	9,4	450 / 120
1900923	THE-LA150A	610	610	89	75	12,5	600 / 120
1902079	THE-LA150A	610	762	89	75	15,6	750 / 120
1900925	THE-LA150A	610	915	89	75	18,7	900 / 120
1900926	THE-LA150A	610	1220	89	75	25	1200 / 120
1902081	THE-LA150A	610	1830	89	75	37,5	1800 / 120
1902082	THE-LA150A	762	762	89	75	19,5	935 / 120
1902087	THE-LA150A	915	915	89	75	28,1	1350 / 120
1902088	THE-LA150A	915	1220	89	75	37,5	1800 / 120



Tip  The lifetime of an air filter is not proportional to its filtration area in use; it's more than that: choose a model with 50% filtration Media area more and you'll increase its lifetime of 100% !

ABSOLUTE FILTERS

THE-LA-150 MM



Barcode	Description	Width A (mm)	Height B (mm)	Thickness C (mm)	Pleat pack	Media area (m ²)	Flow rate (m ³ /h)/ Delta P (Pa)
E10							
1902853	THE-LA100A	305	305	150	100	4,5	150 / 30
1902883	THE-LA100A	305	610	150	100	9	300 / 30
1902857	THE-LA100A	457	457	150	100	10,1	335 / 30
1902858	THE-LA100A	457	610	150	100	13,5	450 / 30
1902885	THE-LA100A	610	610	150	100	18	600 / 30
1902860	THE-LA100A	610	762	150	100	22,5	750 / 30
1902861	THE-LA100A	610	915	150	100	27	900 / 30
1902862	THE-LA100A	610	1220	150	100	36	1200 / 30
1902864	THE-LA100A	610	1830	150	100	54	1800 / 30
1902865	THE-LA100A	762	762	150	100	28,1	935 / 30
1902870	THE-LA100A	915	915	150	100	40,5	1350 / 30
1902871	THE-LA100A	915	1220	150	100	54	1800 / 30
H13							
1902929	THE-LA130A	305	305	150	100	4,5	150 / 75
1902956	THE-LA130A	305	610	150	100	9	300 / 75
1902932	THE-LA130A	457	457	150	100	10,1	335 / 75
1902933	THE-LA130A	457	610	150	100	13,5	450 / 75
1902958	THE-LA130A	610	610	150	100	18	600 / 75
1902935	THE-LA130A	610	762	150	100	22,5	750 / 75
1902936	THE-LA130A	610	915	150	100	27	900 / 75
1902937	THE-LA130A	610	1220	150	100	36	1200 / 75
1902939	THE-LA130A	610	1830	150	100	54,0	1800 / 75
1902940	THE-LA130A	762	762	150	100	28,1	935 / 75
1902945	THE-LA130A	915	915	150	100	40,5	1350 / 75
1902946	THE-LA130A	915	1220	150	100	54	1800 / 75

APPLICATIONS

Terminal filtration for CLEANROOM applications.

ADVANTAGES

- High airflow
- Very low pressure drop
- Individual leak test on 0,3 µm at 0,45 m/s according to DIN 24.184 standard (from H13)
- MPPS individual efficiency test on 0,12 µm at 0,45 m/s (scanning test) according to EN1822 standard
- Individual scanning test delivered with the filter
- Double labeling for traceability
- Tested for food contact according to CE 1935/2004
- Certified for microbial development (ISO 846-VD 6022)

GENERAL FEATURES


- Efficiency EN1822: E10-U15
- Media: Mini pleat micro-fiberglass paper
- Frame: Extruded anodized aluminium
- Sealant: Polyurethane
- Separator: Continuous thermoplastic beads
- Gasket: Half-round monobloc polyurethane
- Grids: Painted epoxy (upstream and downstream)
- Final pressure drop: 600 Pa
- Maximum T° in continuous service: 80°C
- Humidity: 70-80% RH

ABSOLUTE FILTERS

THE-LA-150 MM

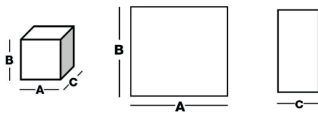

Barcode	Description	Width A (mm)	Height B (mm)	Thickness C (mm)	Pleat pack	Media area (m ²)	Flow rate (m ³ /h)/ Delta P (Pa)
H14							
1902963	THE-LA140A	305	305	150	100	4,5	150 / 85
1903015	THE-LA140A	305	610	150	100	9	300 / 85
1902966	THE-LA140A	457	457	150	100	10,1	335 / 85
1902967	THE-LA140A	457	610	150	100	13,5	450 / 85
1903017	THE-LA140A	610	610	150	100	18	600 / 85
1902969	THE-LA140A	610	762	150	100	22,5	750 / 85
1902970	THE-LA140A	610	915	150	100	27	900 / 85
1902971	THE-LA140A	610	1220	150	100	36	1200 / 85
1902973	THE-LA140A	610	1830	150	100	54	1800 / 85
1902974	THE-LA140A	762	762	150	100	28,1	935 / 85
1902979	THE-LA140A	915	915	150	100	40,5	1350 / 85
1903005	THE-LA140A	915	1220	150	100	54	1800 / 85
U15							
1903021	THE-LA150A	305	305	150	100	4,5	150 / 100
1903052	THE-LA150A	305	610	150	100	9	300 / 100
1903024	THE-LA150A	457	457	150	100	10,1	335 / 100
1903025	THE-LA150A	457	610	150	100	13,5	450 / 100
1903054	THE-LA150A	610	610	150	100	18	600 / 100
1903027	THE-LA150A	610	762	150	100	22,5	750 / 100
1903028	THE-LA150A	610	915	150	100	27	900 / 100
1903029	THE-LA150A	610	1220	150	100	36	1200 / 100
1903035	THE-LA150A	610	1830	150	100	54	1800 / 100
1903036	THE-LA150A	762	762	150	100	28,1	935 / 100
1903041	THE-LA150A	915	915	150	100	40,5	1350 / 100
1903042	THE-LA150A	915	1220	150	100	54	1800 / 100



Tip  The lifetime of an air filter is not proportional to its filtration area in use; it's more than that: choose a model with 50% filtration Media area more and you'll increase its lifetime of 100% !

ABSOLUTE FILTERS

THE-MP G-150 MM



Barcode	Description	Width A (mm)	Height B (mm)	Thickness C (mm)	Pleat pack	Media area (m ²)	Flow rate (m ³ /h) / Delta P (Pa)
E10							
1903588	THE-MP100G	305	305	150	75	3,1	850 / 250
1903589	THE-MP100G	305	610	150	75	6,2	1700 / 250
1903593	THE-MP100G	457	610	150	75	9,4	2550 / 250
1903597	THE-MP100G	610	610	150	75	12,5	3400 / 250
1903598	THE-MP100G	610	762	150	75	15,6	4250 / 250
1903599	THE-MP100G	610	915	150	75	18,7	5100 / 250
1903600	THE-MP100G	610	1220	150	75	25	6800 / 250
1903601	THE-MP100G	610	1525	150	75	31,2	8500 / 250
1903602	THE-MP100G	610	1830	150	75	37,5	10200 / 250
1903609	THE-MP100G	915	1220	150	75	37,5	10200 / 250
1904006	THE-MP100G	305	305	150	100	4,5	900 / 250
1904008	THE-MP100G	305	610	150	100	9	1800 / 250
1904007	THE-MP100G	457	610	150	100	13,5	2700 / 250
1904009	THE-MP100G	610	610	150	100	18	3600 / 250
1904014	THE-MP100G	610	762	150	100	22,5	4500 / 250
1904010	THE-MP100G	610	915	150	100	27	5400 / 250
1904011	THE-MP100G	610	1220	150	100	36	7200 / 250
1904012	THE-MP100G	610	1525	150	100	44,9	9000 / 250
1904013	THE-MP100G	610	1830	150	100	54	10800 / 250
1904015	THE-MP100G	915	1220	150	100	54	10800 / 250
H13							
1903621	THE-MP130G	305	305	150	75	3,1	750 / 250
1903626	THE-MP130G	457	610	150	75	9,4	1120 / 250
1903622	THE-MP130G	305	610	150	75	6,2	750 / 250
1903630	THE-MP130G	610	610	150	75	12,5	1500 / 250
1903632	THE-MP130G	610	915	150	75	18,7	2250 / 250
1903633	THE-MP130G	610	1220	150	75	25	3000 / 250

APPLICATIONS

Terminal filtration in air treatment units for CLEANROOM applications.

ADVANTAGES

- Made of a minipleat media, advantageously replacing the old generation deep pleat media
- High airflow
- Low pressure drop
- Individual leak test on 0,3 µm at 0,45 m/s according to DIN 24.184 standard (from H13)
- MPPS individual efficiency test on 0,12 µm at 0,45 m/s (scanning test) according to EN1822 standard
- Individual scanning test delivered with the filter
- Double labeling for traceability
- Tested for food contact according to CE 1935/2004
- Certified for microbial development (ISO 846-VD 6022)

GENERAL FEATURES

- Efficiency EN1822: E10-H14
- Media: Mini pleat fiberglass paper
- Frame: Galvanized steel (G), Stainless steel (I) or Aluminium (A)
- Sealant: Polyurethane
- Separator: Continuous thermoplastic beads
- Gasket: Flat neoprene or half-round monobloc polyurethane
- Final pressure drop: 600 Pa
- Maximum T° in continuous service: 70°C
- Humidity: 70-80% RH

ABSOLUTE FILTERS


THE-MP G-150 MM

Barcode	Description	Width A (mm)	Height B (mm)	Thickness C (mm)	Pleat pack	Media area (m ²)	Flow rate (m ³ /h)/ Delta P (Pa)
1903634	THE-MP130G	610	1525	150	75	31,2	3750 / 250
1903635	THE-MP130G	610	1830	150	75	37,5	4500 / 250
1903631	THE-MP130G	610	762	150	75	15,6	1870 / 250
1903642	THE-MP130G	915	1220	150	75	37,5	4500 / 250
1904016	THE-MP130G	305	305	150	100	4,5	475 / 250
1904018	THE-MP130G	305	610	150	100	9	950 / 250
1904017	THE-MP130G	457	610	150	100	13,5	1420 / 250
1903884	THE-MP130G	610	610	150	100	18	1900 / 250
1904023	THE-MP130G	610	762	150	100	22,5	2370 / 250
1904019	THE-MP130G	610	915	150	100	27	2850 / 250
1904020	THE-MP130G	610	1220	150	100	36	3800 / 250
1904021	THE-MP130G	610	1525	150	100	44,9	4750 / 250
1904022	THE-MP130G	610	1830	150	100	54	5700 / 250
1904024	THE-MP130G	915	1220	150	100	54	5700 / 250

H14

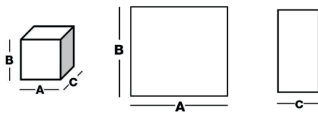
1903654	THE-MP140G	305	305	150	75	3,1	325 / 250
1903655	THE-MP140G	305	610	150	75	6,2	650 / 250
1903659	THE-MP140G	457	610	150	75	9,4	975 / 250
1903663	THE-MP140G	610	610	150	75	12,5	1300 / 250
1903664	THE-MP140G	610	762	150	75	15,6	1620 / 250
1903665	THE-MP140G	610	915	150	75	18,7	1950 / 250
1903666	THE-MP140G	610	1220	150	75	25	2600 / 250
1903667	THE-MP140G	610	1525	150	75	31,2	3250 / 250
1903668	THE-MP140G	610	1830	150	75	37,5	3900 / 250
1903675	THE-MP140G	915	1220	150	75	37,5	3900 / 250
1904025	THE-MP140G	305	305	150	100	4,5	400 / 250
1904027	THE-MP140G	305	610	150	100	9	800 / 250
1904026	THE-MP140G	457	610	150	100	13,5	1200 / 250
1903885	THE-MP140G	610	610	150	100	18	1600 / 250
1904032	THE-MP140G	610	762	150	100	22,5	2000 / 250
1904028	THE-MP140G	610	915	150	100	27	2400 / 250
1904029	THE-MP140G	610	1220	150	100	36	3200 / 250
1904030	THE-MP140G	610	1525	150	100	44,9	4000 / 250
1904031	THE-MP140G	610	1830	150	100	54	4800 / 250
1904033	THE-MP140G	915	1220	150	100	54	4800 / 250

EN 1822
CERTIFIED

Tip  The lifetime of an air filter is not proportional to its filtration area in use; it's more than that: choose a model with 50% filtration Media area more and you'll increase its lifetime of 100% !

ABSOLUTE FILTERS

THE-MP M-150 MM



APPLICATIONS

Terminal filtration in air treatment units for CLEANROOM applications.

ADVANTAGES

- Made of a minipleat media, advantageously replacing the old generation deep pleat media
- High airflow
- Low pressure drop
- Individual leak test on 0,3 µm at 0,45 m/s according to DIN 24.184 standard
- MPPS individual efficiency test on 0,12 µm at 0,45 m/s (scanning test) according to EN1822 standard
- Individual scanning test delivered with the filter
- Double labeling for traceability
- Tested for food contact according to CE 1935/2004
- Certified for microbial development (ISO 846-VD 6022)

GENERAL FEATURES

- Efficiency EN1822: E10-H14
- Media: Mini pleat fiberglass paper
- Frame: MDF (M)
- Sealant: Polyurethane
- Separator: Continuous thermoplastic beads
- Gasket: Flat neoprene or half-round monobloc polyurethane
- Final pressure drop: 600 Pa
- Maximum T° in continuous service: 70°C
- Humidity: 70-80% RH


Barcode	Description	Width A (mm)	Height B (mm)	Thickness C (mm)	Pleat pack	Media area (m ²)	Flow rate (m ³ /h)/ Delta P (Pa)
E10							
1903720	THE-MP100M	305	305	150	75	3,1	850 / 250
1903721	THE-MP100M	305	610	150	75	6,2	1700 / 250
1903725	THE-MP100M	457	610	150	75	9,4	2550 / 250
1903729	THE-MP100M	610	610	150	75	12,5	3500 / 250
1903730	THE-MP100M	610	762	150	75	15,6	4250 / 250
1903731	THE-MP100M	610	915	150	75	18,7	5100 / 150
1903732	THE-MP100M	610	1220	150	75	25	6800 / 250
1903741	THE-MP100M	915	1220	150	75	37,5	10200 / 250
1904038	THE-MP100M	305	305	150	100	4,5	900 / 250
1904040	THE-MP100M	305	610	150	100	9	1800 / 250
1904039	THE-MP100M	457	610	150	100	13,5	2700 / 250
1904041	THE-MP100M	610	610	150	100	18	3600 / 250
1904046	THE-MP100M	610	762	150	100	22,5	4500 / 250
1904042	THE-MP100M	610	915	150	100	27	5400 / 250
1904043	THE-MP100M	610	1220	150	100	36	7200 / 250
1904047	THE-MP100M	915	1220	150	100	54	10800 / 250
H13							
1901219	THE-MP130M	305	305	150	75	3,1	475 / 250
1903783	THE-MP130M	305	610	150	75	6,2	750 / 250
1903787	THE-MP130M	457	610	150	75	9,4	1120 / 250
1904041	THE-MP130M	610	610	150	75	12,5	1500 / 250
1904042	THE-MP130M	610	762	150	75	15,6	1870 / 250
1904046	THE-MP130M	610	915	150	75	18,7	2250 / 250
1903794	THE-MP130M	610	1220	150	75	25	3000 / 250
1903803	THE-MP130M	915	1220	150	75	37,5	4500 / 250

ABSOLUTE FILTERS

THE-MP M-150 MM

Barcode	Description	Width A (mm)	Height B (mm)	Thickness C (mm)	Pleat pack	Media area (m ²)	Flow rate (m ³ /h)/ Delta P (Pa)
1904048	THE-MP130M	305	305	150	100	4,5	475 / 250
1904050	THE-MP130M	305	610	150	100	9	950 / 250
1904049	THE-MP130M	457	610	150	100	13,5	1420 / 250
1903887	THE-MP130M	610	610	150	100	18	1900 / 250
1904051	THE-MP130M	610	915	150	100	27	2850 / 250
1904052	THE-MP130M	610	1220	150	100	36	3800 / 250
1904056	THE-MP130M	915	1220	150	100	54	5700 / 250
H14							
1903848	THE-MP140M	305	305	150	75	3,1	325 / 250
1903849	THE-MP140M	305	610	150	75	6,2	650 / 250
1903853	THE-MP140M	457	610	150	75	9,4	975 / 250
1902857	THE-MP140M	610	610	150	75	12,5	1300 / 250
1903858	THE-MP140M	610	762	150	75	15,6	1620 / 250
1903859	THE-MP140M	610	915	150	75	18,7	1950 / 250
1903860	THE-MP140M	610	1220	150	75	25	2600 / 250
1903869	THE-MP140M	915	1220	150	75	37,5	3900 / 250
1904057	THE-MP140M	305	305	150	100	4,5	400 / 250
1904059	THE-MP140M	305	610	150	100	9	800 / 250
1904058	THE-MP140M	457	610	150	100	13,5	1200 / 250
1903888	THE-MP140M	610	610	150	100	18	1600 / 250
1904064	THE-MP140M	610	762	150	100	22,5	2000 / 250
1904060	THE-MP140M	610	915	150	100	27	2400 / 250
1904061	THE-MP140M	610	1220	150	100	36	3200 / 250
1904065	THE-MP140M	915	1220	150	100	54	4800 / 250

EN 1822
CERTIFIED

Tip  The lifetime of an air filter is not proportional to its filtration area in use; it's more than that: choose a model with 50% filtration Media area more and you'll increase its lifetime of 100% !

ABSOLUTE FILTERS

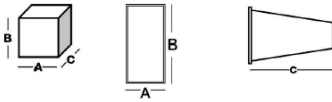
THE-MD



Barcode	Description	Width A (mm)	Height B (mm)	Depth C (mm)	Media area (m ²)	Flow rate (m ³ /h) / Delta P (Pa)
E12						
2300043	THE-MD120G	86,5	202	600	3,2	200 / 170
2300027	THE-MD120G	65	202	600	3,2	200 / 120
H13						
2300017	THE-MD130G	86,5	202	600	3,2	200 / 195
2300033	THE-MD130G	65	202	600	3,2	200 / 145



Tip Feel free to request a quotation: by changing your installation and placing standard modules, you will gain air tightness and save maintenance costs.



APPLICATIONS

Terminal filtration in air treatment units for CLEANROOM applications.

ADVANTAGES

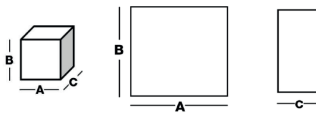

- High airflow
- Low pressure drop
- Individual leak test on 0,3 µm at 0,45 m/s to DIN 24.184 standard
- MPPS individual efficiency test on 0,12 µm at 0,45 m/s (scanning test) according to EN1822 standard
- Individual scanning test delivered with the filter
- Double labeling for traceability
- Tested for food contact according to CE 1935/2004
- Certified for microbial development (ISO 846-VD 6022)

GENERAL FEATURES

- Efficiency EN1822: E12-H13
- Media: Mini pleat fiberglass paper
- Frame: Plastic or galvanized steel
- Sealant: Polyurethane
- Separator: Continuous thermoplastic beads
- Gasket: Flat neoprene or half-round monobloc polyurethane
- Final pressure drop: 600 Pa
- Maximum T° in continuous service: 70°C
- Humidity: 70-80% RH

ABSOLUTE FILTERS

THE-MP G-292 MM



APPLICATIONS

Terminal filtration in air treatment units for CLEANROOM applications.

ADVANTAGES

- Made of a minipleat media, advantageously replacing the old generation deep pleat media
- High airflow
- Low pressure drop
- Individual leak test on 0,3 µm at 0,45 m/s according to DIN 24.184 standard (from H13)
- MPPS individual efficiency test on 0,12 µm at 0,45 m/s (scanning test) according to EN1822 standard
- Individual scanning test delivered with the filterDouble labeling for traceability
- Tested for food contact according to CE 1935/2004
- Certified for microbial development (ISO 846-VD 6022)

Barcode	Description	Width A (mm)	Height B (mm)	Depth C (mm)	Pleat pack (mm)	Media area (m ²)	Flow rate (m ³ /h) Delta P (Pa)
E10							
1903163	THE-MP100G	305	305	292	135	5,6	1050 / 250
1903166	THE-MP100G	457	457	292	135	12,6	1100 / 250
1903192	THE-MP100G	305	610	292	135	11,2	2360 / 250
1903167	THE-MP100G	457	610	292	135	16,8	2470 / 250
1903194	THE-MP100G	610	610	292	135	22,4	2100 / 250
1903383	THE-MP100G	305	305	292	150	6,2	2200 / 250
1903386	THE-MP100G	457	457	292	150	14	3150 / 250
1903413	THE-MP100G	305	610	292	150	12,5	3300 / 250
1903387	THE-MP100G	457	610	292	150	18,6	4200 / 250
1903415	THE-MP100G	610	610	292	150	25	4400 / 250
H13							
1903198	THE-MP130G	305	305	292	135	5,6	600 / 250
1903200	THE-MP130G	457	457	292	135	12,6	1350 / 250
1903224	THE-MP130G	305	610	292	135	11,2	1200 / 250
1903201	THE-MP130G	457	610	292	135	16,8	1800 / 250
1902904	THE-MP130G	610	610	292	135	22,4	2400 / 250
1903422	THE-MP130G	457	457	292	150	14	1415 / 250
1903444	THE-MP130G	305	610	292	150	12,5	1260 / 250
1903423	THE-MP130G	457	610	292	150	18,6	1900 / 250
1903446	THE-MP130G	610	610	292	150	25,0	2500 / 250
H14							
1903248	THE-MP140G	305	305	292	135	5,6	550 / 250
1903251	THE-MP140G	457	457	292	135	12,6	1210 / 250
1903480	THE-MP140G	305	610	292	135	11,2	1075 / 250
1903252	THE-MP140G	457	610	292	135	16,8	1610 / 250
1903275	THE-MP140G	610	610	292	135	22,4	2150 / 250
1903450	THE-MP140G	305	305	292	150	6,2	565 / 250
1903453	THE-MP140G	457	457	292	150	14	1280 / 250
1903477	THE-MP140G	305	610	292	150	12,5	1130 / 250
1903454	THE-MP140G	457	610	292	150	18,6	1700 / 250
1903479	THE-MP140G	610	610	292	150	25	2260 / 250

Tip The lifetime of an air filter is not proportional to its filtration area in use; it's more than that: choose a model with 50% filtration Media area more and you'll increase its lifetime of 100% !

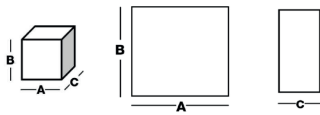
EN 1822
CERTIFIED

GENERAL FEATURES

- Efficiency EN1822: E10-H14
- Media: Mini pleat fiberglass paper
- Frame: Galvanized steel (G), Stainless steel (I) or Aluminium (A)
- Sealant: Polyurethane
- Separator: Continuous thermoplastic beads
- Gasket: Flat neoprene or half-round monobloc polyurethane
- Final pressure drop: 600 Pa
- Maximum T° in continuous service: 70°C
- Humidity 70-80% RH

ABSOLUTE FILTERS

THE-MP M-292 MM



APPLICATIONS

Terminal filtration in air treatment units for CLEANROOM applications.

ADVANTAGES

- Made of a minipleat media, advantageously replacing the old generation deep pleat media
- High airflow
- Low pressure drop
- Individual leak test on 0,3 µm at 0,45 m/s according to DIN 24.184 standard (from H13)
- MPPS individual efficiency test on 0,12 µm at 0,45 m/s (scanning test) according to EN1822 standard
- Individual scanning test delivered with the filter
- Double labeling for traceability
- Tested for food contact according to CE 1935/2004
- Certified for microbial development (ISO 846-VD 6022)

Barcode	Description	Width A (mm)	Height B (mm)	Depth C (mm)	Pleat pack (mm)	Media area (m ²)	Flow rate (m ³ /h) / Delta P (Pa)
E10							
1903128	THE-MP100M	305	305	292	135	5,6	1050 / 250
1903155	THE-MP100M	305	610	292	135	11,2	2100 / 250
1903131	THE-MP100M	457	457	292	135	12,6	2360 / 250
1903132	THE-MP100M	457	610	292	135	16,8	3150 / 250
1903157	THE-MP100M	610	610	292	135	22,4	4201 / 250
1903279	THE-MP100M	305	305	292	150	6,2	1100 / 250
1903307	THE-MP100M	305	610	292	150	12,5	2200 / 250
1903282	THE-MP100M	457	457	292	150	14	2470 / 250
1903286	THE-MP100M	457	610	292	150	18,6	3300 / 250
1903309	THE-MP100M	610	610	292	150	25	4400 / 250
H13							
1903095	THE-MP130M	305	305	292	135	5,6	600 / 250
1903122	THE-MP130M	305	610	292	135	11,2	1200 / 250
1903098	THE-MP130M	457	457	292	135	12,6	1350 / 250
1903099	THE-MP130M	457	610	292	135	16,8	1800 / 250
1903124	THE-MP130M	610	610	292	135	22,4	2400 / 250
1903313	THE-MP130M	305	305	292	150	6,2	630 / 250
1903340	THE-MP130M	305	610	292	150	12,5	1260 / 250
1903316	THE-MP130M	457	457	292	150	14	1415 / 250
1903317	THE-MP130M	457	610	292	150	18,6	1900 / 250
1903342	THE-MP130M	610	610	292	150	25	2500 / 250
H14							
1903057	THE-MP140M	305	305	292	135	5,6	550 / 250
1903089	THE-MP140M	305	610	292	135	11,2	1075 / 250
1903065	THE-MP140M	457	457	292	135	12,6	1210 / 250
1903066	THE-MP140M	457	610	292	135	16,8	1610 / 250
1903091	THE-MP140M	610	610	292	135	22,4	2150 / 250
1903350	THE-MP140M	305	305	292	150	6,2	565 / 250
1903377	THE-MP140M	305	610	292	150	12,5	1130 / 250
1903353	THE-MP140M	457	457	292	150	14	1280 / 250
1903354	THE-MP140M	457	610	292	150	18,6	1700 / 250
1903379	THE-MP140M	610	610	292	150	25	2260 / 250

Tip 💡 The lifetime of an air filter is not proportional to its filtration area in use; it's more than that: choose a model with 50% filtration Media area more and you'll increase its lifetime of 100%!

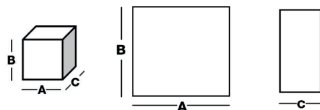
EN 1822
CERTIFIED

GENERAL FEATURES

- Efficiency EN1822: E10-H14
- Media: Mini pleat fiberglass paper
- Frame: MDF (M)
- Sealant: Polyurethane
- Separator: Continuous thermoplastic beads
- Gasket: Flat neoprene or half-round monobloc polyurethane
- Final pressure drop: 600 Pa
- Maximum T° in continuous service: 70°C
- Humidity: 70-80% RH

ABSOLUTE FILTERS

THE-VF G et HC



APPLICATIONS

- Terminal filtration in air treatment units for CLEANROOM applications
- Hazardous and toxic contaminants extraction housings (asbestos, etc.)

ADVANTAGES

- Strong and high-finished execution
- High airflow
- Very low initial pressure drop
- Individual leak test on 0,3µm at 0,45 m/s according to DIN 24.184 standard (from H13)
- MPPS individual efficiency test on 12µm at 0,45 m/s (scanning test) according to EN1822 standard
- Individual test delivered with the filter
- Double labeling for traceability
- Tested for food contact according to CE 1935/2004
- Certified for microbial development (ISO 846-VD 6022)

Barcode	Description	Width A (mm)	Height B (mm)	Depth C (mm)	Media area (m ²)	Flow rate (m ³ /h) / Delta P (Pa)
E10						
1900227	THE-VF100G	610	610	292	40	6000 / 250
1900226	THE-VF100G	457	610	292	30	4500 / 250
1900225	THE-VF100G	305	610	292	20	3000 / 250
1900224	THE-VF100G	305	305	292	10	1500 / 250
1900220	THE-VF100G	610	610	292	35	5000 / 250
1900218	THE-VF100G	457	610	292	26	3750 / 250
1900217	THE-VF100G	305	610	292	17,5	2500 / 250
1900216	THE-VF100G	305	305	292	9	1250 / 250
H13						
1900244	THE-VF130G	610	610	292	40	4000 / 250
1900243	THE-VF130G	457	610	292	30	3000 / 250
1900242	THE-VF130G	305	610	292	20	2000 / 250
1900241	THE-VF130G	305	305	292	10	1000 / 250
1900237	THE-VF130G	610	610	292	35	3400 / 250
1900235	THE-VF130G	457	610	292	26	2550 / 250
1900234	THE-VF130G	305	610	292	17,5	1700 / 250
1900233	THE-VF130G	305	305	292	9	850 / 250
H14						
1900259	THE-VF140G	610	610	292	40	3200 / 250
1900258	THE-VF140G	457	610	292	30	2400 / 250
1900257	THE-VF140G	305	610	292	20	1600 / 250
1900256	THE-VF140G	305	305	292	10	800 / 250
1900252	THE-VF140G	610	610	292	35	2800 / 250
1900250	THE-VF140G	457	610	292	26	2100 / 250
1900249	THE-VF140G	305	610	292	17,5	1400 / 250
1900248	THE-VF140G	305	305	292	9	700 / 250

Tip 💡 The lifetime of an air filter is not proportional to its filtration area in use; it's more than that: choose a model with 50% filtration Media area more and you'll increase its lifetime of 100% !

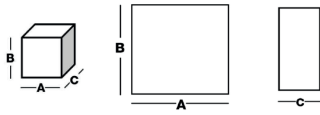



GENERAL FEATURES

- Efficiency EN1822: E10-H14
- Media: Mini pleat fiberglass paper
- Frame: Galvanized steel (G) or Stainless steel (I) with ergonomic handles
- Sealant: Polyurethane
- Separator: Continuous thermoplastic beads
- Gasket: Half-round monobloc polyurethane
- Final pressure drop: 600 Pa
- Maximum T° in continuous service: 80°C
- Humidity: 70-80% RH

ABSOLUTE FILTERS

THE-VF P et HC



APPLICATIONS

- Terminal filtration in air treatment units for CLEANROOM applications
- Hazardous and toxic contaminants extraction housings (absestos, etc.)

ADVANTAGES

- Compact and lighter execution
- High airflow
- Very low initial pressure drop
- Individual leak test on 0,3 µm at 0,45 m/s according to DIN 24,184 standard (from H13)
- MPPS individual efficiency test on 0,12 µm at 0,45 m/s (scanning test) according to EN1822 standard
- Individual test delivered with the filter (from H13)
- Double labelling for traceability (from E10)
- 100% incinerable (SECURE)
- Tested for food contact according to CE 1935/2004
- Certified for microbial development (ISO 846-VD 6022)

Barcode	Description	Width A (mm)	Height B (mm)	Depth C (mm)	Media area (m²)	Flow rate (m³/h)/ Delta P (Pa)
E10						
1900907	THE-VF100P	610	610	292	40	6000 / 250
1900908	THE-VF100P	305	610	292	20	3000 / 250
1903930	THE-VF100P	610	610	292	35	5000 / 250
1903929	THE-VF100P	305	610	292	17,5	3000 / 250
H13						
1900882	THE-VF130P	610	610	292	40	4000 / 250
1900915	THE-VF130P	305	610	292	20	2000 / 250
1903941	THE-VF130P	610	610	292	35	3400 / 250
1903940	THE-VF130P	305	610	292	17,5	1700 / 250
H14						
1900969	THE-VF140P	610	610	292	40	3200 / 250
1901204	THE-VF140P	305	610	292	20	1600 / 250
1903952	THE-VF140P	610	610	292	35	2800 / 250
1903951	THE-VF140P	305	610	292	17,5	1400 / 250





Tip The lifetime of an air filter is not proportional to its filtration area in use; it's more than that: choose a model with 50% filtration Media area more and you'll increase its lifetime of 100% !

GENERAL FEATURES

- Efficiency EN1822: E10-H14
- Media: Mini pleat fiberglass paper
- Frame: Polystyrene plastic with ergonomic handle
- Sealant: Polyurethane
- Separator: Continuous thermoplastic beads
- Gasket: Half-round monobloc polyurethane
- Final pressure drop: 600 Pa
- Maximum T° in continuous service: 70°C
- Humidity: 70-80% RH

ODOR FILTRATION



ODOR FILTRATION

Adsorption guide

Pollutants	Family	Nb of C/ Adsorption	
Acetaldehyde	Aldehyde & ketones	2	●
Acetylene	hydrocarbons (alkynes)	2	●
Acetic acid	Organic acids	2	●
Aceton	Aldehyde & ketones	3 (*)	●
Acetonitrile	Nitriles	2	●
Acrolein	Aldehyde & ketones	3	●
Acrylonitrile	Nitriles	3 (*)	●
Alcanes > C6	hydrocarbons (alkanes)	> 6	●
Alcenes > C6	hydrocarbons (alkenes)	> 6	●
Alcohols > C6	Alcohols	> 6	●
Allyl Acetate	Esters	5	●
Ammonia	Ammonia & Amines	-	●
Anisole	Ethers	7	●
Benzaldehyde	Aldehyde & ketones	7	●
Benzene	Aromatic hydrocarbons	6	●
Benzoic acid	Organic acids	7	●
Biphenyl	Aromatic hydrocarbons	> 9	●
Butadiene-1,3	hydrocarbons (alkenes)	4	●
Butane	hydrocarbons (alkanes)	4	●
Butanol	Alcohols	4	●
Butene	hydrocarbons (alkenes)	4	●
Butyl Acetate	Esters	6	●
Butyl acrylate	Esters	7	●
Butyric acid	Organic acids	4	●
Carbon Dioxide	Inorganic gases	1	●
Carbon monoxide	Inorganic gases	1	●
Carbon tetrachloride	Halogenated components	1	●
Chlorine	Acid gases	-	●
Chloroform	Halogenated components	1	●
Cyclohexane	hydrocarbons (alkanes)	6	●
Cyclohexanone	Aldehyde & ketones	6 (*)	●
Diethyl ether	Ethers	4	●
Diethylhexyl phtalate (DEHP or DOP)	Esters (phtalates)	> 9	●
Diisodecyl phtalate (DIP)	Esters (phtalates)	> 9	●
Diisononyl phtalate (DIP)	Esters (phtalates)	> 9	●
Dimethoxyethane	Ethers	4	●
Dimethyl sulfide (DMS)	Sulfide	2	●

Pollutants	Family	Nb of C/ Adsorption	
Dioxane	Ethers	4	●
Diphenyl ether	Ethers	> 9	●
Ethane	hydrocarbons (alkanes)	2	●
Ethanol	Alcohols	2	●
Ethyl Acetate	Esters	4	●
Ethyl Acrylate	Esters	5	●
Ethyl chloride	Halogenated components	2	●
Ethyl Lactate	Esters	5	●
Ethyl mercaptan	Mercaptans	2	●
Ethyl Methacrylate	Esters	6	●
Ethylbenzene	Aromatic hydrocarbons	8	●
Ethylene	hydrocarbons (alkenes)	2	●
Ethylene Acrylate	Esters	8	●
Ethylene oxide	Ethers	2	●
Ethyleneglycol	Alcohols	2	●
Formaldehyde	Aldehyde & ketones	1	●
Formic acid	Organic acids	1	●
Heptanal	Aldehyde & ketones	7	●
Hexamethyldisiloxane (HMDSO)	Siloxanes	6	●
Hexane	hydrocarbons (alkanes)	6	●
Hexanediène-1,3	hydrocarbons (alkenes)	6	●
Hexanol	Alcohols	6	●
Hexene	hydrocarbons (alkenes)	6	●
Hydrazine	Ammonia & Amines	-	●
Hydrogen chloride	Acid gases	-	●
Hydrogen cyanide	Acid gases	-	●
Hydrogen fluoride	Acid gases	-	●
Hydrogen peroxide	Peroxides	-	●
Hydrogen sulfide	Acid gases	-	●
Isopropyl Acrylate	Esters	6	●
Mercury vapours	Metallic gases	-	●
Méthane	hydrocarbons (alkanes)	1	●
Methanol	Alcohols	1	●
Methyl Acetate	Esters	3	●
Methyl Acrylate	Esters	4	●
Methyl ethyl ketone	Aldehyde & ketones	4 (*)	●
Methyl Methacrylate	Esters	5	●

Pollutants	Family	Nb of C/ Adsorption	
Methyl pyrrolidone	Ammonia & Amines	5	●
Methylamine	Ammonia & Amines	1	●
Naphtalene	Aromatic hydrocarbons	> 9	●
Nicotine	Ammonia & Amines	> 9	●
Nitrogen dioxide	Acid gases	-	●
Nonanal	Aldehyde & ketones	9	●
Ozon	Peroxides	-	●
Pentane	hydrocarbons (alkanes)	5	●
Pentanol	Alcohols	5	●
Pentene	hydrocarbons (alkenes)	5	●
Pentyl Acetate	Esters	7	●
PGME Acetate	Esters	6	●
Phenol	Alcohols	6	●
Propane	hydrocarbons (alkanes)	3	●
Propanoic acid	Organic acids	3	●
Propanol (iso)	Alcohols	3	●
Propyl Acetate	Esters	5	●
Propylene	hydrocarbons (alkenes)	3	●
Propylene oxide	Ethers	3	●
Pyridine	Ammonia & Amines	5	●
Radon	Radioactive gases	-	●
Styrène	Aromatic hydrocarbons	8	●
Sulfur dioxide	Acid gases	-	●
Tetrachloroethylene	Halogenated components	2	●
Tetrahydrofurane	Ethers	8	●
Toluene	Aromatic hydrocarbons	7	●
Toluene diisocyanate (TDI)	Isocyanate	9	●
Toluidine	Ammonia & Amines	7	●
Tributylamine	Ammonia & Amines	> 9	●
Trichloroethylene	Halogenated components	2	●
Triethylamine	Ammonia & Amines	6	●
Trimethylamine	Ammonia & Amines	3	●
Trimethylbenzene	Aromatic hydrocarbons	9	●
Vinyl Acetate	Esters	4	●
Vinyl chloride	Halogenated components	2	●
Xylène	Aromatic hydrocarbons	8	●

Odors	Actives(s) Compound(s)	Adsorption performance
Anesthésiques	Ethers halogénés	●
Antiseptiques / Désinfectants	Ethers halogénés	●
Cuisine	Divers	●
Boissons alcoolisées	Alcools	●
Cadavres d'animaux	Ammonia & Amines	●
Colle	Composés halogénés	●
Déchets industriels	Divers	●
Détergents	Divers	●
Gaz d'échappement	Hydrocarbures, soufre	●
Engrais / Fumier	Ammonia & Amines	●
Essence	Hydrocarbures	●
Produits d'embaumement	Aldéhydes, chlore	●
Fromage	Esters ou acides gras	●
Fumées d'asphalte	Hydrocarbures	●
Goudron	Hydrocarbures	●
Graisse / nourriture brûlée	Hydrocarbures	●
Huiles essentielles	Divers	●
Lubrifiants	Hydrocarbures	●
Moisi	Divers	●
Tabac	>5300 produits chimiques	●
Peinture	Hydrocarbure	●
Légumes en décomposition	Composés soufrés	●
Matières fécales	Ammonia & Amines	●
Parfums, cosmétiques	Divers	●


ADSORPTION GUIDE

- No adsorption
- Low adsorption
- Mid adsorption
- Good adsorption
- Good adsorption with impregnated media
- (*) Risk of bed ignition

Deltrian reserves the right to modify the characteristics of its products without prior notice, as part of its continuous product improvement policy.

DELTRICARB

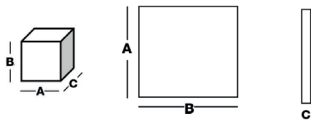
Deltricarb FZ Galva



Barcode	Description	Width A (mm)	Height B (mm)	Thickness C (mm)	Media area (m ²)	Flow rate (m ³ /h)/ Delta P (Pa)
G4						
DCFZ01	FZGA	592	592	48	1,3	3000 / 125
DCFZ02	FZGA	592	490	48	1,0	2480 / 125
DCFZ03	FZGA	592	287	48	0,7	1500 / 125
DCFZ04	FZGA	592	592	96	2,2	3400 / 95
DCFZ05	FZGA	592	490	96	1,9	2800 / 95
DCFZ06	FZGA	592	287	96	1,1	1700 / 195



Tip A compact 2-in-1 basic solution for the filtration of coarse dust and odors.



APPLICATIONS

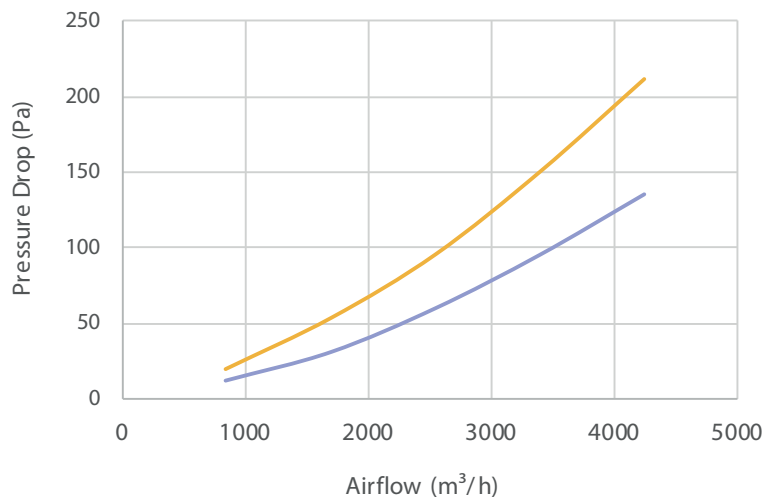
- Deodorization and purification of gaseous pollutants
- Tertiary buildings, industrial premises, ...

ADVANTAGES

- Particle / molecule combined filtration
- Low pressure losses
- All dimensions
- Replaces your existing FZ filter

GENERAL FEATURES

- Media: G4 impregnated with active carbon
- Structure: galvanized steel or plastic
- Temperature: maximum 40°C
- Humidity: 70% RH



— DELTRICARB FZ 47MM — DELTRICARB FZ 97MM

DELTRICARB

Deltricarb RPV50 and RPV 85



Barcode	Description	Width A (mm)	Height B (mm)	Depth C (mm)	Media area (m ²)	Flow rate (m ³ /h) / Delta P (Pa)
M5						
0900079	Deltricarb RPV50-6	592	592	292	9,0	3400 / 75
0900080	Deltricarb RPV50-5	490	592	292	7,5	2800 / 75
0900059	Deltricarb RPV50-3	287	592	292	4,3	1700 / 75

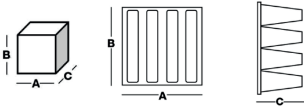


Tip 💡 The ideal solution for filtering low concentrations of pollutants in small spaces.

F7						
0900119	Deltricarb RPV85-6	592	592	292	9,0	3400 / 120
0900195	Deltricarb RPV85-5	490	592	292	7,5	2800 / 120
0900118	Deltricarb RPV85-3	287	592	292	4,3	1700 / 120



Tip 💡 The compact 2-in-1 solution for efficient filtration of dust and odors.



APPLICATIONS

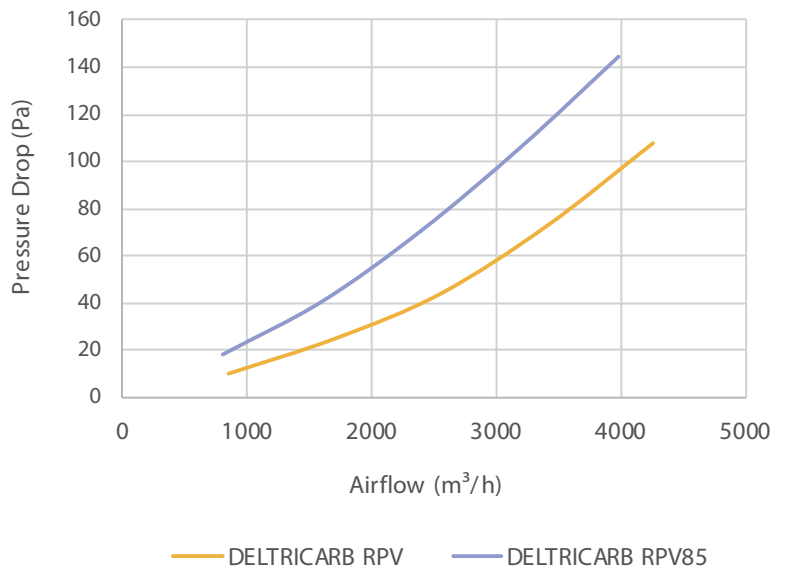
Deodorization and purification of gaseous pollutants.

ADVANTAGES

- Highly resistant structure
- High flow
- Large filter area


GENERAL FEATURES

- Filtration class: EN779: M5-F7
- Media: active carbon between layers of synthetic media
- Frame: Polystyrene (SECURE)
- Sealant: Polyurethane
- Final pressure loss: 450 Pa
- ECO recommended final pressure drop: 250 Pa
- Maximum T° in continuous service: 70°C
- Humidity: 100 % RH



DELTRICARB

Deltricarb GCA

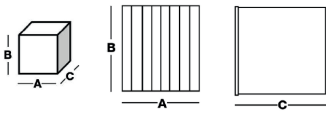


Barcode	Description	Width A (mm)	Height B (mm)	Depth C (mm)	Pocket	Media area (m ²)	Flow rate (m ³ /h) / Delta P (Pa)	Energy cons. (Kwh/an) **
F7								
1721809	Deltricarb G85-6/635/10	592	592	635	10	7,8	3400 / 105	1262
1721803	Deltricarb G85-5/635/08	490	592	635	8	6,2	2800 / 105	-
1721800	Deltricarb G85-3/635/05	287	592	635	5	3,9	1700 / 105	-
1721805	Deltricarb G85-6/535/10	592	592	535	10	6,7	3400 / 130	-
1721802	Deltricarb G85-5/535/08	490	592	535	8	5,4	2800 / 130	-
1721799	Deltricarb G85-3/535/05	287	592	535	5	3,3	1700 / 130	-
1721807	Deltricarb G85-6/380/10	592	592	380	10	4,7	3400 / 145	-
1721801	Deltricarb G85-5/380/08	490	592	380	8	3,8	2800 / 145	-
1721898	Deltricarb G85-3/380/05	287	592	380	5	2,2	1700 / 145	-

** Energy Consumption, kWh/year: Calculated according to Eurovent Guideline 4/21-2014



Tip  DELTRICARB GCA is the 2-in-1 solution that allows you to filter both odors and dust.



APPLICATIONS

Removal of gases and odors in urban areas (offices, schools, health centers, etc.).

ADVANTAGES

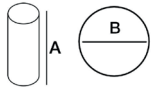
- 2 in 1: filters both odors and dust
- Possibility of mounting in standard carrier frames
- Tested for food contact according to CE 1935/2004

GENERAL FEATURES

- Efficiency: F7
- Media: Fibreglass and activated carbon granules
- Final pressure loss: 450 Pa
- ECO recommended final pressure drop: 250 Pa
- Maximum T° in continuous service: 50°C
- Humidity: 70 % RH

DELTRISORB

Deltrisorb and Deltrisorb ECO



Barcode	Description	Height A (mm)	Diameter C (mm)	Flow rate (m ³ /h)/ Delta P (Pa)	Weight (kg)
0900114	Deltrisorb	600	145	3400 / 150	5
0900299	Deltrisorb	600	145	3400 / 150	4
0900008	Deltrisorb	450	145	2500 / 100	4
0900178	Deltrisorb Eco	450	145	2500 / 100	3
0900316	Deltrisorb Eco	250	145	1250 / 50	2,5
0900452	Deltrisorb Eco	250	145	1250 / 50	1,8



Tip  The best option in terms of effectiveness and the quantity of adsorbents, for the elimination of all types of gaseous pollutants.

APPLICATIONS

- Deodorization and purification of gaseous pollutants
- Airports, fume cupboards, kitchen extractions, offices, death chambers, pet shops, ...

ADVANTAGES

- Rechargeable (metal versions only)
- Incinerable (plastic version only)
- Resistant to corrosion (stainless steel and plastic versions)

GENERAL FEATURES

- Structure: metal (galvanized or stainless steel) or plastic
- Seal: neoprene

MOUNTING SYSTEM

- Support frames (plates)
- Sheath housing

DELTRISORB

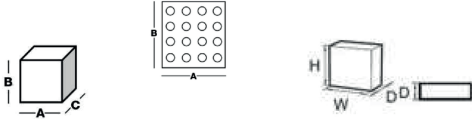
Deltrisorb CD



Barcode	Description	Width A (mm)	Height B (mm)	Depth C (mm)	Capacity (cylinders)	Weight (kg)
0300079	Deltrisorb CD	610	610	70	16	4,5
0300113	Deltrisorb CD	610	505	70	12	4
0300080	Deltrisorb CD	610	305	70	8	2,8
0300101	Deltrisorb CD	305	305	70	4	1,5



Tip  Specially designed for our reinforced plastic cylinders. Can also be used with any other types of active carbon cylinders available on the market.



APPLICATIONS

Supporting frames for an air-tight installation of CART-CA cartridges in the CTA, ducts and chambers.

ADVANTAGES


- Suitable for all types of installations
- Rapid fixation with bayonet
- 4 standard sizes

GENERAL FEATURES

- Galvanized or stainless steel structure

DELTRISORB

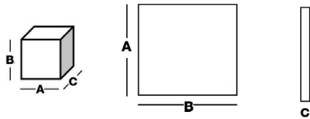
Deltrisorb FC - Adsorbent in bulk (BCA)



Barcode	Description	Width A (mm)	Height B (mm)	Thickness C (mm)	Flow rate (m³/h)/ Delta P (Pa)	Weight (kg)
0900171	Deltrisorb FC BCA	200	600	25	110 / 50	1,5
0900162	Deltrisorb FC BCA	610	610	25	330 / 50	4,6



Tip 💡 Optimal carbon quantity in filter with reduced depth.



APPLICATIONS

- Deodorizing and refining of gaseous pollutants
- Tertiary buildings, laboratory hoods, kitchen extract systems, offices, funeral rooms, pet shops, etc.
- Airports

ADVANTAGES


- Protection veil to prevent any dust release
- No carbon compaction thanks to the cartridges vibrating process
- High adsorption capacity
- Available in your sizes upon request

GENERAL FEATURES

- Frame: Strong galvanized steel
- Media: all adsorbant
- Gasket: Flat neoprene upon request
- Grids: Expanded metal (upstream and downstream)
- Maximum T° in continuous service: 50°C
- Relative humidity: 70% RH

DELTRISORB

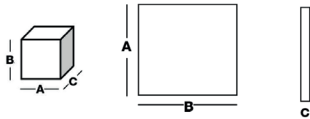
Deltrisorb FC (R) - Mattress with adsorbent pads



Description	Width A (mm)	Height B (mm)	Thickness C (mm)	Flow rate (m ³ /h)/ Delta P (Pa)	Weight (kg)
Deltrisorb FC CPM	200	600	25	110 / 75	1,5
Deltrisorb FC CPM	592	592	23	310 / 75	4,2
Deltrisorb FC CPM	610	610	25	330 / 75	4,6



Tip  An easy-to-use solution with no carbon release for the efficient removal of gaseous pollutants and odors.



APPLICATIONS

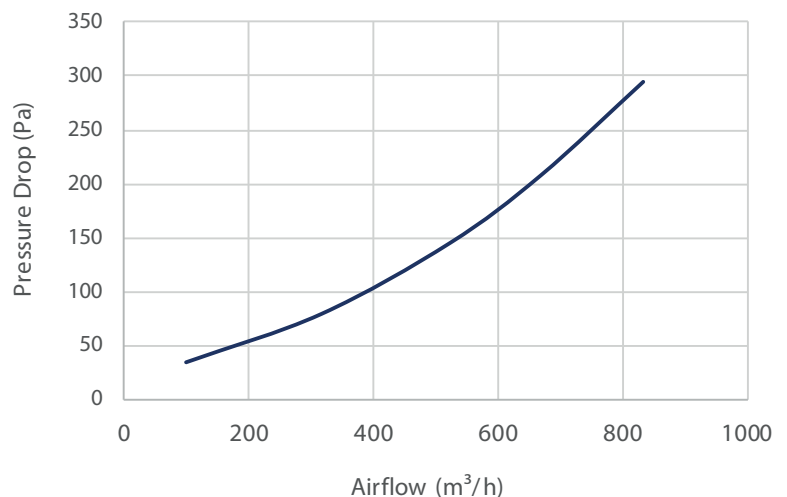
Deodorization and purification of gaseous pollutants.

ADVANTAGES

- Available in a rechargeable version
- All types of carbon
- All dimensions
- No release of carbon dust

GENERAL FEATURES

- Media: activated carbon mattress
- Frame: Galvanized steel
- Grid: upstream and downstream
- Maximum T° in continuous service: 40°C
- Humidity: 70% RH



— DELTRISORB FC(R)-DM

DELTRISORB

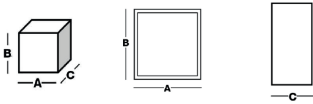
Deltrisorb FC - Agglomerated carbon trays (NOP)



Description	Width A (mm)	Height B (mm)	Thickness C (mm)	Flow rate (m ³ /h)/ Delta P (Pa)
Deltrisorb FC NOP	708	188	16	720 / 100
Deltrisorb FC NOP	583	238	20	200 / 90
Deltrisorb FC NOP	570	305	20	250 / 90
Deltrisorb FC NOP	600	475	20	410 / 90
Deltrisorb FC NOP	583	238	20	200 / 90



Tip  Destined to be placed in a "V" shape in metallic or plastic structures.



APPLICATIONS

- Deodorization and purification of gaseous pollutants
- Tertiary buildings, restaurants, offices, data centers, ...

ADVANTAGES


- No dust release
- No settling of active carbon over time
- Extremely durable
- Simple, fast, and effortless replacement
- Polyurethane rim to ensure a tight seal during placement

GENERAL FEATURES

- Media: compacted activated carbon grains
- Frame: with or without a polyurethane rim
- Available only in the dimensions above
- Maximum T° : 40 ° C
- Humidity: 70% RH

DELTRISORB

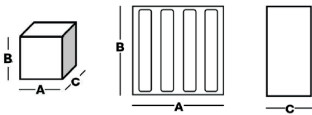
Deltrisorb VN



Description	Width A (mm)	Height B (mm)	Thickness C (mm)	Flow rate (m ³ /h)/ Delta P (Pa)	Weight (kg)
Deltrisorb VN	600	600	250	1800 / 120	46
Deltrisorb VN	300	600	250	950 / 120	27
Deltrisorb VN	600	600	500	3600 / 120	69
Deltrisorb VN	300	600	500	1900 / 120	40
Deltrisorb VN	595	595	197	1700 / 60	26



Tip 💡 "V" shaped rechargeable system consisting of self-supporting panels of compacted activated carbon grains allows for the treatment of large amounts of air containing low concentrations of pollutants.



APPLICATIONS

Tertiary buildings, data centers, airports.

ADVANTAGES

- Rechargeable system ideal for the placement of active carbon
- Extremely low resistance to air thanks to its aerodynamics
- Self-supporting activated carbon panels for easy replacement
- No bypass of polluted air
- No more carbon dust during installation

GENERAL FEATURES

- Media: panels consisting of compacted active carbon grains (with or without a polyurethane rim)
- Frame: Galvanized steel
- Maximum T° : 40°C
- Maximum relative humidity: 70 %


DELTRISORB

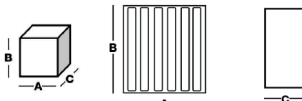
Deltrisorb VM



Description	Width A (mm)	Height B (mm)	Thickness C (mm)	Flow rate (m ³ /h)/ Delta P (Pa)
Deltrisorb VM	592	592	397	3400/120
Deltrisorb VM	592	287	397	1700/120
Deltrisorb VM	592	592	197	1700/120
Deltrisorb VM	592	287	197	850/120



Tip  An efficient and economical solution composed of activated carbon mattresses in a "V" formation.



APPLICATIONS

- Deodorization and purification of gaseous pollutants
- Tertiary buildings, restaurants, offices, kitchens, ...

ADVANTAGES

- No release of carbon dust
- Available with any type of carbon
- Any dimension

GENERAL FEATURES

- Media: activated carbon mattress
- Frame: Galvanized steel
- Maximum T° : 40°C
- Humidity: 70% RH

Deltrian reserves the right to modify the characteristics of its products without prior notice, as part of its continuous product improvement policy.

DELTRISORB

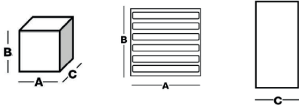
Deltrisorb VC(R)



Description	Width A (mm)	Height B (mm)	Thickness C (mm)	Flow rate (m ³ /h)/ Delta P (Pa)	Weight (kg)
Deltrisorb VC(R)	600	600	250	1800 / 120	46
Deltrisorb VC(R)	300	600	250	950 / 120	27
Deltrisorb VC(R)	600	600	500	3600 / 120	69
Deltrisorb VC(R)	300	600	500	1900 / 120	40
Deltrisorb VC(R)	595	595	197	1700 / 60	26
Deltrisorb VC(R)	595	292	197	850 / 60	13
Deltrisorb VC(R)	595	595	397	3400 / 120	48
Deltrisorb VC(R)	595	292	397	1700 / 120	24



Tip  A high-quality, effective solution in the form of "V" shaped galvanized resistant panels.



APPLICATIONS

- Deodorization and purification of gaseous pollutants
- Tertiary buildings, industrial properties, kitchen extractions, ...
- Airports
- Paper mills, petrochemical industries

ADVANTAGES

- High absorption capacity
- Available with all type of adsorbents
- All sizes
- Available in a rechargeable version

GENERAL FEATURES

- Media: adsorbent grains arranged in cells (type Deltrisorb FC)
- Frame: Galvanized steel
- Joint: Neoprene on the cell profile
- Maximum T°: 50°C
- Humidity: 70% RH

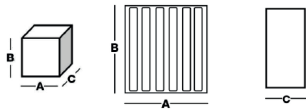
DELTRISORB

Deltrisorb VF

Barcode	Description	Width A (mm)	Height B (mm)	Thickness C (mm)	Flow rate (m ³ /h)/ Delta P (Pa)	Weight (kg)
0900237	Deltrisorb VF	592	592	400	3400 / 120	48
0900234	Deltrisorb VF	287	592	400	1700 / 120	24
0900236	Deltrisorb VF	592	592	200	1700 / 60	26
0900339	Deltrisorb VF	287	592	200	850 / 60	13



Tip  A quality and effective solution in the form of V-shaped panels in a resistant structure made from galvanized steel.



APPLICATIONS

- Deodorization and purification of gaseous pollutants
- Airports, fume cupboards, kitchen extractions, offices, death chambers, pet shops, ...

ADVANTAGES

- High absorption capacity due to the significant quantity of carbon
- High flow rates

GENERAL FEATURES

- Media: adsorbent grains arranged in cells (Deltrisorb type)
- Frame: Galvanized steel
- Seal: available on request
- Maximum T° in continuous service: 50°C
- Humidity: 70% RH

DELTRISORB

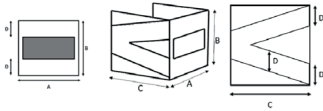
Deltrisorb DMM



Barcode	Description	Width A (mm)	Height B (mm)	Depth C (mm)	Bed height (mm)	Volume (l)
0900056	Deltrisorb DMM 12	300	300	300	75	15
0900058	Deltrisorb DMM 18	300	145	439	25	7,5



Tip  A solution specifically designed for the effective removal of H₂S and other gaseous pollutants.



APPLICATIONS

- Deodorization and purification of gaseous pollutants
- Petrochemical industry, paper mills, treatment of (bio) gas
- Hospitals (IVF), Data Center, Agribusiness
- Museums and archives




ADVANTAGES

- Completely corrosion resistant
- Available with any type of media (carbon and / or zeolite impregnated)
- Laboratory for the analysis of saturation levels

GENERAL FEATURES

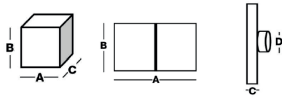

- Media: active carbon (impregnated) or zeolites
- Frame: Plastic
- Maximum T° : 55°C
- Humidity: 20 to 99% RH depending on the media

FILTER HOUSINGS AND MOUNTING SYSTEMS



DIFFUSER BOX

CDLA



Barcode	Description	Width A (mm)	Height B (mm)	Depth C (mm)	Collar (mm) D	Media area (m ²)	Flow rate (m ³)	Delta P (Pa)
H13								
TEST728	CD-LA130A	610	610	125	200	10,4	600	125
TEST729	CD-LA130A	610	915	125	200	15,6	900	125
TEST730	CD-LA130A	610	1220	125	200	20,8	1200	125
H14								
TEST731	CD-LA140A	610	610	125	200	10,4	600	135
TEST732	CD-LA140A	610	915	125	200	15,6	900	135
TEST737	CD-LA14 0A	1127	1127	140	200	35,5	2050	125
TEST738	CD-LA/B140A	1127	1127	130	200	35,5	2050	125
TEST733	CD-LA140A	610	1220	125	200	20,8	1200	135
U15								
TEST734	CD-LA150A	610	610	125	200	10,04	600	155
TEST735	CD-LA150A	610	915	125	200	15,6	900	155
TEST736	CD-LA150A	610	1220	125	200	20,8	1200	155

EN 1822
CERTIFIED

Tip Compact and easy-to-assemble, the CDLA is an excellent alternative to CDR housing.

APPLICATIONS

- Very high efficiency terminal filtration for processes, products and operators protection
- Mostly used for turbulent airflow diffusion in CLEANROOM applications

ADVANTAGES


- Economic: easy mounting
- Light housing
- Individual leak test on 0,3 µm at 0,45 m/s according to DIN 24.184 standard
- MPPS individual efficiency test on 0,12 µm at 0,42 m/s (scanning test) according to EN1822 standard
- Double labeling for traceability

GENERAL FEATURES


- Efficiency EN1822: H13-U15
- Media: Mini pleat fiberglass paper
- Frame: extruded anodized aluminium
- Sealant: Polyurethane
- Separator: Continuous thermoplastic beads
- Grid: Painted epoxy (downstream)
- Option: DOP connection, 315 mm diam. connection spigot
- Final pressure drop: 600 Pa
- Maximum T° in continuous service: 80°C
- Humidity: 100% RH

DIFFUSER BOX


CDR



1. Epoxy-painted perforated grid



2. 4-direction grid



3. Helical grid

(Optional stainless steel version available)

Tip  The time saving during assembly is crucial. Think of accessories that allow an easy installation.



APPLICATIONS

- Ceiling or wall diffusers for terminal filtration
- Used in pulse and recovery for clean room applications, operating rooms, and pharmaceutical industries

ADVANTAGES

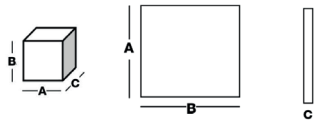
- Robust construction
- Easy-to-clean and resistant to disinfectants
- Effortless on-site filter replacement
- Adjustable register on the clean air side or on the top
- Adjustable fastening system for ceiling positioning
- Easy mounting of the filters via safety clamps, keeping hands completely free
- Filter attached with 4 removal brackets assuring a centred filter on the support
- Standard circular duct connection, side or top
- Flange or flush versions available
- Pressure measuring socket and EMERY

GENERAL FEATURES

- Continuously-welded steel, painted white epoxy Ral 9010
- Made for THE-LA filters, with a thickness of 69-89-110 mm
- Grid: epoxy-painted perforated grid, 4-way grid, or helical jet grid
- Grid fastening: screw to the 4 corners of the diffuser

MOUNTING SYSTEMS

CDU



Description	Frame	Width A (mm)	Height B (mm)	Thickness C (mm)	Filter width (mm)	Filter height (mm)
CDU	GALVA	305	305	72	287	287
CDU	GALVA	305	610	72	287	592
CDU	GALVA	508	610	72	490	592
CDU	GALVA	610	610	72	592	592
CDU	GALVA	305	910	72	287	892
CDU	GALVA	508	910	72	490	892
CDU	GALVA	610	910	72	592	892
CDU	INOX	305	305	72	287	287
CDU	INOX	305	610	72	287	592
CDU	INOX	508	610	72	490	592
CDU	INOX	610	610	72	592	592
CDU	INOX	305	910	72	287	892
CDU	INOX	508	910	72	490	892
CDU	INOX	610	910	72	592	892



Tip  Feel free to ask our TFM (Total Filtration Management) team for a tailor-made solution set up by our filtration experts.

APPLICATIONS

- Reception frame for pre-filters, bag filters and compact cells
- Allows the building of filtration sections in air treatment units, and large filtration walls

ADVANTAGES

- Modular conception adjustable to any application
- Easy mounting of the wall with stiffening sheets
- Quick, easy and air tight placing of the filters in the reception frame
- Different fixing kits allow the placing of filters with a thickness ranging from 23 to 97 mm

GENERAL FEATURES

- Galvanized steel or stainless steel frame
- Delivered with fixation kit for cells ranging from 23 to 47 thickness (other fixation kit for 75 to 97 mm upon request)
- Gasket: upon request

MOUNTING SYSTEMS

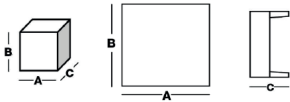
CDCH



Barcode	Description	Frame	Width A (mm)	Height B (mm)	Thickness C (mm)	Filter width (mm)	Filter height (mm)
0300103	CDCH	GALVA	321	626	345	305	610
0300102	CDCH	GALVA	626	626	345	610	610
0300109	CDCH	GALVA	305	610	345	287	592
0300108	CDCH	GALVA	610	610	345	592	592
0300105	CDCH	INOX	321	626	345	305	610
0300104	CDCH	INOX	626	626	345	610	610
0300107	CDCH	INOX	305	610	345	287	592
0300106	CDCH	INOX	610	610	345	592	592



Tip Feel free to ask our TFM (Total Filtration Management) team for a tailor-made solution set up by our filtration experts.



APPLICATIONS

- Reception frame for very high efficiency filters
- Allows the building of filtration sections in air treatment units, and large filtration walls

ADVANTAGES

- Modular conception adjustable to any application
- Easy mounting of the wall with stiffening sheets
- Quick, easy and air tight placing of the filters in the reception frame
- Different fixing kits allow the placing of filters with a thickness ranging from 150 to 400 mm

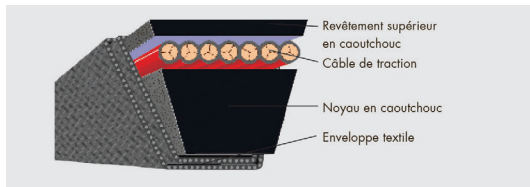
GENERAL FEATURES

- Galvanized steel or stainless steel frame
- Delivered with fixation kit for cells of 292 mm thickness (other fixation kit for 150 to 400 mm upon request)

TRAPEZOIDAL BELTS

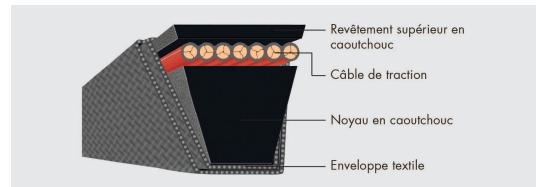
Optibelt

The standard traction cable is made of high quality polyester for all profiles and all sections. Different types of cable are used depending on the section.



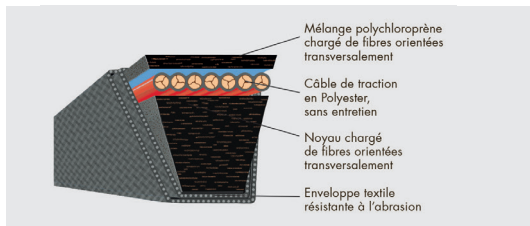
**OPTIBELT TRAPEZOIDAL BELTS
CLASSICAL V-BELTS**

DIN2215 / ISO 4184



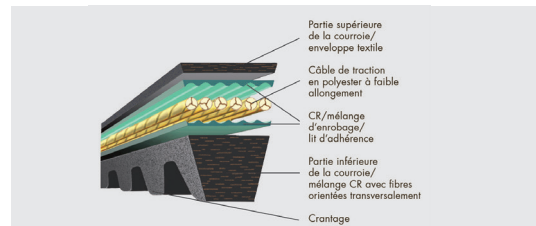
**OPTIBELT TRAPEZOIDAL BELTS
WEDGE BELTS**

DIN7753 / ISO 4184 and RMA/MPTA




**OPTIBELT TRAPEZOIDAL BELTS
RED POWER 3**

High Performance Wedge Belts
Maintenance Free
DIN 7753 part1 / ISO 4184 and RMA/MPTA




**OPTIBELT TRAPEZOIDAL BELTS
HIGH PERFORMANCE WEDGE BELTS**

Bare flanks, molded notches
DIN7753 / ISO 4184 and RMA/MPTA

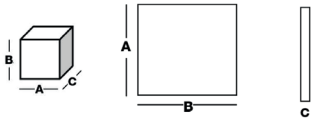


GTS FILTERS



FILTER CELLS

FZ PVC



Barcode	Description	Width A (mm)	Height B (mm)	Thickness C (mm)	Media area (m ²)	Flow rate (m ³ /h)/ Delta P (Pa)
G4						
0820431	FZ PVC GT	287	592	97	1,1	2150 / 70
0820433	FZ PVC GT	592	592	97	2,2	4250 / 70
0820430	FZ PVC GT	592	592	47	1,3	3400 / 60
0820429	FZ PVC GT	287	592	47	0,7	1700 / 60



Tip 💡 The best choice for primary filtration in gas turbine.

APPLICATIONS

Rough primary filtration for air treatment units.

ADVANTAGES

- High filtration area
- Suitable for flow rates till 5000 m³/h
- Thick synthetic media with high dust holding capacity
- 100% incinerable
- Tested for food contact according to CE 1935/2004

GENERAL FEATURES

- Efficiency EN779: G4
- Media: Synthetic
- Separator: Synthetic
- Frame: Polystyrene
- Final pressure drop: 250 Pa
- Maximum T° in continuous service: 70°C
- Humidity: 100% RH

BAG FILTERS

PHL

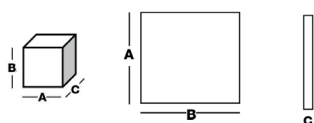


Barcode	Description	Width A (mm)	Height B (mm)	Depth C (mm)	Pocket	Media area (m ²)	Flow rate (m ³ /h)	Delta P (Pa)	MTE (%) *	Energy cons. (kwh/an) **	Energy class ***
M6											
1706096	PHL75-6/600/8	592	592	600	8	5,86	3400	80	-	1200	D
1706098	PHL75-5/600/6	490	592	600	6	4,39	2850	80	-	-	-
1706097	PHL75-3/600/4	287	592	600	4	2,93	1700	80	-	-	-

* ME%: Minimum efficiency ref. to EN779:2012
 ** Energy Consumption, kWh/year: Calculated according to Eurovent Guideline 4/21-2014
 *** Energy class: according to Eurovent RS 4/C/001-2015



Tip 💡 The best choice for the automotive industry.



APPLICATIONS

- Gas turbines, powder tower dryers, powder pneumatic transports, centrifugal compressors, offshore platforms
- Spray booth conditioners, chemical labs, drug developers, hospitals, operating suites

ADVANTAGES

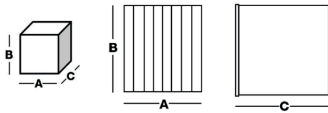
- Outstanding dust holding capacity
- Self-supporting welded pockets -> no dust release
- Incorporated aerodynamic spacer ("Diamond Spacers")
- 100% incinerable
- Mechanical resistance > 3000 Pa
- Reduced costs in energy and maintenance
- Approved for high airflows

GENERAL FEATURES

- Efficiency EN779: M6-F7
- Media: Synthetic
- Frame: Rigid plastic (SECURE)
- Final pressure drop: 450 Pa
- Maximum T° in continuous service: 80°C
- Humidity: 100% RH
See pressure drop curve: PTL (p. 61)

BAG FILTERS

PFL-PTL DS



Barcode	Description	Width A (mm)	Height B (mm)	Depth C (mm)	Pocket	Media area (m ²)	Flow rate (m ³ /h)	Delta P (Pa)	MTE (%) *	Energy cons. (kWh/an) **	Energy class ***
G4											
1703890	PFL40-DS	592	592	600	6	4,2	4250	45			
1708860	PFL40-DS	287	592	600	3	2,1	2125	45			
1708858	PFL40-DS	592	592	300	6	2,2	3400	45			
1708859	PFL40-DS	287	592	300	3	1,1	1700	45			
M5											
1708863	PFL50-DS	592	592	600	6	4,39	3400	45	-	640	A
1708864	PFL50-DS	287	592	600	3	2,2	1700	45	-	-	-
M6											
1705987	PTL65-DS	592	592	600	8	5,86	3400	55	-	618	A
1705988	PTL65-DS	287	592	600	4	2,93	1700	55	-	-	-

* ME%: Minimum efficiency ref. to EN779:2012

** Energy Consumption, kWh/year: Calculated according to Eurovent Guideline 4/21-2014

*** Energy class: according to Eurovent RS 4/C/001-2015



SECURE™



Tip Best for extreme conditions: high humidity, water mist, high flow rates, drilling platforms, marine applications, etc.

APPLICATIONS

- DROP SAFE rigid pocket filters are highly efficient pre-filters especially designed for air intake systems in gas turbines
- DROP SAFE rigid pocket filters protect systems and equipment (including final filters) from airborne pollutants, as well as from snow, fog and drizzle

ADVANTAGES

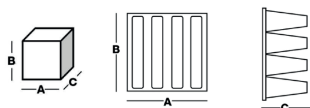
- Filtration of air and coalescence of water in 1 single filter
- Watertight pockets integrated with a polyurethane frame resistant to pressure >> 6000 Pa
- Sealed pocket bottom: coalescence of water in the pockets, drainage in the front of the filter

GENERAL FEATURES

- Efficiency
- Media: Synthetic with special hydrophobic treatment
- Frame: Rigid plastic (SECURE)
- Gasket: Polyurethane Clean Air Side
- Recommended final pressure drop: 250 Pa
- Maximum T° in continuous service: 70°C
- Humidity: 100% RH

HIGH EFFICIENCY, RIGID COMPACT FILTERS

RPV GT



Barcode	Description	Width A (mm)	Height B (mm)	Depth C (mm)	Media area (m ²)	Flow rate (m ³ /h)	Delta P (Pa)
M6							
3800560	RPV65-6GT	592	592	292	19	4250	98
3800602	RPV65-3GT	592	287	292	9	2125	98
F7							
3800169	RPV85-6GT	592	592	292	19	4250	114
3800177	RPV85-3GT	592	287	292	9	2125	114
F8							
3800126	RPV95-6GT	592	592	292	19	4250	126
3800267	RPV95-3GT	592	287	292	9	2125	126
F9							
3800068	RPV98-6GT	592	592	292	19	4250	170
3800273	RPV98-3GT	592	287	292	9	2125	170
E10							
3800421	RPV100-6GT	592	592	292	19	4250	190
3800600	RPV100-3GT	592	287	292	9	2125	190



Tip  Ask for VTT test and compare our filters' performance.

APPLICATIONS

Terminal filtration in air treatment units equipped by primary filter in GTS applications.

ADVANTAGES

- Compact and economic
- High filtration area
- High efficiency
- Tested for food contact according to CE 1935/2004
- Certified for microbial development (ISO 846-VD 6022)

GENERAL FEATURES

- Efficiency EN779: M6-E10
- Media: Mini pleat fiberglass paper
- Frame: Polystyrene
- Sealant: Polyurethane
- Separator: Hot-melt beads
- Final pressure drop: 450 Pa
- Recommended final pressure drop: 250 Pa
- Maximum T° in continuous service: 80°C
- Humidity: 100% RH

HIGH EFFICIENCY, RIGID COMPACT FILTERS

RPV GT XL



Barcode	Description	Width A (mm)	Height B (mm)	Depth C (mm)	Media area (m ²)	Flow rate (m ³ /h)/ Delta P (Pa)	MTE (%) *	Energy cons. (kWh/an) **	Energy class ***	Flow rate (m ³ /h)/ Delta P (Pa)
	RPV98-6XL/X WR	592	592	440	32	3400 / 85	75	1018	A+	4250 / 125
3800748	RPV100-6XL/X WR	592	592	440	32	3400 / 137	96	1695	B	4250 / 180
	RPV110-6XL/X WR	592	592	440	32	-	-	-	-	4250 / 250
	RPV120-6XL/X WR	592	592	440	32	-	-	-	-	4250 / 300

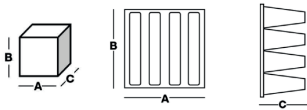
* ME%: Minimum efficiency ref. to EN779:2012

** Energy Consumption, kWh/year: Calculated according to Eurovent Guideline 4/21-2014

*** Energy class: according to Eurovent RS 4/C/001-2015



Tip Ask for VTT test and compare our filters' performance.



APPLICATIONS

Terminal filtration in air treatment units equipped by primary filter in GTS applications.

ADVANTAGES

- Compact and economic
- High filtration area
- High efficiency
- Tested for food contact according to CE 1935/2004
- Certified for microbial development (ISO 846-VD 6022)

GENERAL FEATURES

- Efficiency EN779: F9-E12
- Media: Mini pleat fiberglass paper
- Frame: Polystyrene
- Sealant: Polyurethane
- Separator: Hot-melt beads
- Final pressure drop : 450 Pa
- Recommended final pressure drop : 250 Pa
- Maximum T° in continuous service: 80°C
- Humidity: 100% RH

FILTER CARTRIDGE

GT-CC95G/B8PV F8-0570



Deltrian PV Series filters are made of blend of fully Synthetic fibers with a special layer of high efficiency Micro-Glass fiber. Simply, there is no better performing filter media available to meet the flow performance requirements and high efficiency filtration needs for turbo machinery.

PV SERIES FILTERS DELIVER TURBINE PROTECTION AND PERFORMANCE

- Turbine heat rate is maximized
- Turbine fouling is negligible
- Good for pulsing systems

SYNTHETIC/MICRO GLASS MEDIA & FIBER FEATURES

- High initial efficiency
- High average efficiencies
- Low pressure drops
- The Pleat Hot-Melt system guarantee equal spacing between each filter pleat and maintain “V” pleat geometry through the service life of the filter

CYLINDRICAL

Filter part number	GT-CC95G/B8PV F8/0324(406/362)/0570
Filter media area	17 m ²
Media	Synthetic and Micro Glass Fiber
Flange Dimension	406 mm x 362 mm
Top outer diameter	324 mm
Top inner diameter	212 mm
Liners	Expanded galvanized
Fixing liners	Hot melt (between media pleats)
Bottom Cap	Galva
Gasket material	Polyurethane foam
Length	570 mm


FILTER TECHNICAL PERFORMANCE & CHARACTERISTICS

Filter Class according to EN779	F8
Test air flow rate	951 m ³ /h
Initial pressure drop	169 Pa
ATM dust spot efficiency	94 %
Initial efficiency	67 % (0,4 µm)
Test Standard	ASHRAE 52-1
Loading dust	SAE (ISO 12103-1 A2)
Dust holding capacity	4218 g (total)
Average arrestance	> 99 %
Final resistance	1500 Pa

* All given figures underlie test data according to test standard.

FILTER CARTRIDGE

GT-CO85G/A9PC F7-0710 & GT-CO85G/B6PC F7-0710



Deltrian PC Series filters are made of blend high performance Cellulose and Synthetic fiber. Simply, there is no better performing filter media available to meet the flow performance requirements and high efficiency filtration needs for turbo machinery.

PC SERIES FILTERS DELIVER TURBINE PROTECTION AND PERFORMANCE

- Good for pulsing systems
- Cost effective
- Long service life

CELLULOSE AND SYNTHETIC BLEND MEDIA FEATURES

- High average efficiency.
- Strong Cellulose and Synthetic fibers with high mechanical strength
- Corrugated media easily allows the air pass through the filter without any additional separator

	SMALL CONICAL	BIG CONICAL
Filter part number	GT-CO85G/A9PC F7/0445/0324/0710	GT-CO85G/B6PC F7/0570/0445/0710
Filter media area	26 m ²	41 m ²
Media	Cellulose and Synthetic Blend	Cellulose and Synthetic Blend
Top En cap	Galvanized closed + bolt hole Ø 28 mm	Galvanized open
Top outer diameter	324 mm	570 mm
Top inner diameter	212 mm	445 mm
Liners	Expanded galvanized	Expanded galvanized
Fixing liners	Hot melt adhesive	Hot melt adhesive
Bottom Cap	Galvanized open	Galvanized open
Bottom outer diameter	445 mm	445 mm
Bottom inner diameter	330 mm	330 mm
Gasket material	Polyurethane foam	Polyurethane foam
Length	710 mm	710 mm

FILTER TECHNICAL PERFORMANCE & CHARACTERISTICS

Filter Class according to EN779	F7
Test air flow rate	6000 m ³ /h
Initial pressure drop	257 Pa
ATM dust spot efficiency	83 %
Initial efficiency	21 % (0,4 µm)
Test Standard	EN 779
Loading dust	ASHRAE dust
Dust holding capacity	2850 g (1000 Pa)
Average arrestance	> 99 %
Final resistance	1500 Pa

* All given figures underlie test data according to test standard.

FILTER CARTRIDGE

GT-CY100G/A3FV E10-0600



Deltrian FV Series filters are made of using High efficiency Micro-Glass fiber. Simply, there is no better performing filter media available to meet the flow performance requirements and high efficiency filtration needs for turbo machinery.

FV MICRO-GLASS SERIES FILTERS DELIVER TURBINE PROTECTION AND PERFORMANCE

- Turbine heat rate is maximized
- Turbine fouling is negligible
- Long service life

MICRO-GLASS MEDIA & FIBER FEATURES:

- High initial efficiency
- High average efficiency
- Fibers do not absorb moisture (hydrophobic) & low pressure drops
- The Mini-pleat Hot-Melt system guarantees equal spacing between each filter pleat and maintains “V” pleat geometry through the service life of the filter

CYLINDRICAL

Filter part number	GT-CY100G/A3FV
Filter media area	20 m ²
Media	High efficiency Micro Glass Fiber
Top En cap	Galvanized closed + bolt hole Ø 28 mm
Top outer diameter	412 mm
Top inner diameter	300 mm
Liners	Expanded galvanized
Fixing liners	Hot melt (between media pleats)
Bottom Cap	Galvanized open
Bottom outer diameter	412 mm
Bottom inner diameter	300 mm
Gasket material	Polyurethane
Length	600 mm

FILTER TECHNICAL PERFORMANCE & CHARACTERISTICS

Filter Class according to EN779	E10
Test air flow rate	2400 m ³ /h
Initial pressure drop	300 Pa
ATM dust spot efficiency	100%
Initial efficiency	90 % (0,4 µm)
Test Standard	ASHRAE 52-1
Loading dust	SAE (ISO 12103-1 A2)
Dust holding capacity	4200 g (total)
Average arrestance	100%
Final resistance	1500 Pa

* All given figures underlie test data according to test standard.

TABLE OF CONTENTS

Deltrian.....	6		
About us.....	6		
BACKGROUND INFORMATION.....	7	FINE FILTERS M5-F9.....	47
Our production sites.....	8	Filter media/Pads.....	48
Our logistic sites.....	9	Poly M5.....	48
HVAC.....	10	Poly600.....	49
Biopharma.....	11	Bag filters.....	50
Automobile.....	12	FP(Z) M5.....	50
Molecular filtration.....	13	KS.....	51
Cleanroom.....	14	K+.....	52
Food Processing.....	15	NW.....	53
GTS.....	16	NW.....	54
Certifications.....	17	KP.....	55
Automobile awards.....	18	SGK - GK.....	56
Food certificates.....	19	SG.....	57
En779: 2012 - ISO 16890.....	20	G.....	58
ISO 16890.....	21	G.....	59
Deltrian is ready.....	22	PFL.....	60
Eurovent.....	23	PTL.....	61
Energy consumption.....	24	High efficiency, rigid compact filters.....	62
Energy concept.....	25	FZ MP SC and ES.....	62
Comparison guide.....	26	DCP.....	63
Total Filtration Management®.....	28	RPV.....	64
		RPV SC.....	65
		RPV ES.....	66
		RPV XL.....	67
		High temperature filters.....	68
		HE-PP HT.....	68
PRIMARY FILTERS G2-G4.....	29	ABSOLUTE FILTERS E10-U15.....	69
Rolls and cut pads.....	30	Absolute filters.....	70
Poly.....	30	RPV HEPA.....	70
Andreae.....	31	RPV HEPA XL et XXL.....	71
Colombus.....	32	THE-LA-69 MM.....	72
DG.....	33	THE-LA-78 MM.....	74
DGPS.....	34	THE-LA-89 MM.....	76
Roll Filters.....	35	THE-LA-150 MM.....	78
Filter cells.....	36	THE-MP G-150 MM.....	80
Polyfil.....	36	THE-MP M-150 MM.....	82
FC Carton.....	37	THE-MD.....	84
FC Galva.....	38	THE-MP G-292 MM.....	85
FZ Carton SC and ES.....	39	THE-MP M-292 MM.....	86
FZ Galva.....	40	THE-VF G et HC.....	87
FCM.....	41	THE-VF P et HC.....	88
FZ SS - SC and ES.....	42		
FZ Secure.....	43		
Bag filters.....	44		
FP 40.....	44		
PPL/PPS.....	45		
Plusair.....	46		

LEGENDS

ODOR FILTRATION.....89

Odor filtration.....	90
Adsorption guide.....	90
Deltricarb.....	92
Deltricarb FZ.....	92
Deltricarb RPV and RPV 85.....	93
Deltricarb GCA.....	94
Deltrisorb.....	95
Deltrisorb and Deltrisorb ECO.....	95
Deltrisorb CD.....	96
Deltrisorb FC - Adsorbent in bulk.....	97
Deltrisorb FC (R) - Mattress with adsorbent pads.....	98
Deltrisorb FC - Agglomerated carbon trays (NOP).....	99
Deltrisorb VN.....	100
Deltrisorb VM.....	101
Deltrisorb VC(R).....	102
Deltrisorb VF.....	103
Deltrisorb DMM.....	104

FILTER HOUSINGS AND MOUNTING SYSTEMS... 105

Diffuser box.....	106
CDLA.....	106
CDR.....	107
Mounting systems.....	108
CDU.....	108
CDCH.....	109
Trapezoidal belts.....	110
Optibelt.....	110

GTS FILTERS..... 111

Filter cells.....	112
FZ PVC.....	112
Bag filters.....	113
PHL.....	113
PFL-PTL DS.....	114
High efficiency, rigid compact filters.....	115
RPV GT.....	115
RPV GT XL.....	116
Filter cartridge.....	117
GT-CC95G/B8PV F8-0570.....	117
GT-CO85G/A9PC F7-0710 & GT-CO85G/B6PC F7-0710.....	118
GT-CY100G/A3FV E 10-0600.....	119



The filters are classified according to EN779:2012



The filters are classified according to EN779:2002



The filters are classified according to EN1822



The filters are ready for ISO 16890



New filter model



Filters gas, odours and particles in urban areas



Filters gas, odours and particles in commercial and industrial buildings



Deodorization and purification of gaseous pollutants



Drop Safe



Energy class A+



Suitable for high temperatures



DELTRIAN

WE INNOVATE FOR YOUR FUTURE



www.deltrian.com

filtration@deltrian.com

lighting@deltrian.com

DELTRIAN INTERNATIONAL
RUE DE BERLAIMONT 21A - ZI MARTINROU
B-6220 FLEURUS

Tél.: +32 71 36 40 30

Fax: +32 71 43 84 48

DELTRIAN FRANCE
F-69370 SAINT-DIDIER-AU-MONT-D'OR
TEL: +33 478 754 006
FAX: +33 478 753 712

DELTRIAN GERMANY
DELTRIAN DEUTSCHLAND GMBH
LANGEMARCKSTRASSE 24
45141- ESSEN

DELTRIAN ITALY
IT-26016 SPINO D'ADDA (CR)
TEL: +39 0373 477 455
FAX: +39 0373 966 313

DELTRIAN NETHERLANDS
NL-3225 LX HELLEVOETSLUIS
TEL: +31 181 473 637
FAX: +31 181 390 884

DELTRIAN FILTERS RUSSIA
RU-196158 ST-PETERSBURG
TEL: +7 812 363 29 59
FAX: +7 812 363 29 58

DELTRIAN SLOVAKIA
SK-06001 KEZMAROK
TEL: +421 524 265 204
FAX: +421 524 265 208

DELTRIAN CHINA
CN-215332 HUAQIAO, KUNSHAN, JIANGSHU
TEL: +86 512 503 307 82
FAX: +86 512 503 307 81